

## Specifications

| Model name                   |                    | FXFDQ63AV4                               | FXFDQ80AV4          | FXFDQ100AV4             | FXFDQ125AV4             |       |
|------------------------------|--------------------|--|---------------------|-------------------------|-------------------------|-------|
| Power supply                 |                    | 1-phase, 220 V, 50 Hz                    |                     |                         |                         |       |
| Cooling capacity             | Btu/h              | 24,200                                   | 30,700              | 38,200                  | 47,800                  |       |
|                              | kW                 | 7.1                                      | 9.0                 | 11.2                    | 14.0                    |       |
| Power consumption*1          |                    | kW                                       | 0.063               | 0.096                   | 0.158                   | 0.178 |
| Casing                       |                    | Galvanised steel plate                   |                     |                         |                         |       |
| Airflow rate (H/HM/M/ML/L)*1 | m³/min             | 21/20/16/15/13.5                         | 22.5/21.5/21/20/15  | 32/29/26/23/21          | 33/30.5/28/25.5/21      |       |
|                              | cfm                | 741/706/565/530/477                      | 794/759/741/706/530 | 1,130/1,024/918/812/741 | 1,165/1,077/988/900/741 |       |
| External static pressure     |                    | Pa                                       |                     |                         |                         |       |
| Sound level (H/HM/M/ML/L)*1  |                    | dB (A)                                   |                     |                         |                         |       |
| Dimensions (HxWxD)           |                    | mm                                       |                     |                         |                         |       |
| Machine weight               |                    | kg                                       |                     |                         |                         |       |
| Piping connections           | Liquid (Flare)     | mm                                       |                     |                         |                         |       |
|                              | Gas (Flare)        | mm                                       |                     |                         |                         |       |
|                              | Drain              | VP25 (External dia. 34/Internal dia. 25) |                     |                         |                         |       |
| Panel (Option)               | Model              |  | BYCDQ125APF         |                         |                         |       |
|                              | Colour             |  | White (N9.5)        |                         |                         |       |
|                              | Dimensions (HxWxD) | mm                                       | 110x950x950         |                         |                         |       |
|                              | Weight             | kg                                       | 7                   |                         |                         |       |

Notes: Specifications are based on the following conditions;

- Cooling: Indoor temp.: 27°CDB, 19°CWB, Outdoor temp.: 35°CDB, Equivalent piping length: 7.5 m, Height difference: 0 m.
- Capacity of indoor unit is only for reference. Actual capacity of indoor unit is based on the total capacity index. (See Engineering Data Book for details.)
- Sound level: Anechoic chamber conversion value, measured at a point 1.5 m downward from the unit centre.

During actual operation, these values are normally somewhat higher as a result of ambient conditions.

1. Values are based on conditions of rated external static pressure (30 Pa).
2. External static pressure is changeable to set by the remote controller. (Factory setting is 30 Pa.)

## Options

| No. | Item  | FXFDQ63/80/100/125AV4                     |
|-----|---|---|
| 1   | Decoration panel*1                            | BYCDQ125APF                               |
| 2   | Panel spacer                                  | KDB55J160F                                |
| 3   | Replacement long-life filter                  | KAF5511D160                               |
| 4   | Cover plate of air discharge outlet*2         | BKCP55A160                                |
| 5   | Stylish remote controller                     | BRC1H61/62W (White) / BRC1H61/62K (Black) |
| 6   | Navigation remote controller                  | BRC1E63                                   |
| 7   | Simplified remote controller                  | BRC2E61                                   |
| 8   | Wireless remote controller                    | BRC4C66                                   |
| 9   | Adaptor for wiring (operation status output)  | ★ BRP11B62                                |
| 10  | Wiring adaptor for electrical appendices      | ★ KRP4AA53                                |
| 11  | Installation box for adaptor PCB*3            | KRP1H98A*4,5                              |
| 12  | Remote sensor (for indoor temperature)        | BRC501A-5                                 |
| 13  | External control adaptor for outdoor unit     | ★ DTA104A62                               |
| 14  | Multi tenant unit for indoor (24 V free type) | ★ BRP114A61                               |

- Notes
1. When installing decoration panel, body height (ceiling required dimension) is 41 cm.
  2. Use this option to close the air outlet holes for the side that do not want to use.
  3. Installation box is necessary for each adaptor marked ★
  4. Up to 2 adaptors can be fixed for each installation box.
  5. Only one installation box can be installed for each indoor unit.

VRV is a trade mark of Daikin Industries, Ltd.

VRV Air Conditioning System is the world's first individual air conditioning system with variable refrigerant flow control and was commercialised by Daikin in 1982. VRV is the trade mark of Daikin Industries, Ltd., which is derived from the technology we call "variable refrigerant volume."

### Dealer

#### PT. DAIKIN AIRCONDITIONING INDONESIA

##### HEAD OFFICE:

Wisma KEJAI 18th Floor  
 Jl. Jendral Sudirman Kav.3, Jakarta Pusat 10220  
 Telp : +6221 5724 377  
 Fax : +6221 5724 360/366  
 Website : www.daikin.co.id



Management System  
 ISO 9001:2015  
 www.tuv.com  
 ID 9105084313

- SERVICE CENTER : Jakarta Selatan, Telp. : 021-2782 5545 | Samarinda, Telp. : 0541-252 2889
- WORKSHOP: Cirebon, Telp. : 0231-8817 512 | Banjarmasin, Tlp. : 0511-6776 838 | Aceh, Tlp. : 0651-7318 036
- Lombok, Tlp. : 0370-7843 231 | Jambi, Tlp. : 0741-3066 790 | Padang, Tlp. : 0751-896 2684
- TRAINING CENTER : Sunter, Telp. : 021-650 5030 • BRANCH : Bekasi, Telp. : 021-2945 0585
- Tangerang, Telp. : 021-5314 1195 | Bandung, Telp. : 022-522 5150 | Semarang, Telp. : 024-7660 3221
- Yogyakarta, Telp. : 0274-551 321 | Surabaya, Telp. : 031-503 1138 | Denpasar, Telp. : 0361-900 5514
- Makassar, Telp. : 0411-805 2691 | Palembang, Telp. : 0711-573 2282 | Pekanbaru, Telp. : 0761-561 319
- Medan, Telp. : 061-4200 8866 | Manado, Telp. : 0431-719 1199 | Batam, Tlp. : 0778-4171 445

Daikin Contact Center : 0800 1 081 081 (Toll Free)

©All rights reserved CT

0800 1 081 081  
 BEBAS PULSA

365 hari/tahun

Jam Beroperasi :  
 Senin - Jumat :  
 07.00 - 19.00 WIB  
 Sabtu - Minggu & Libur Nasional :  
 08.00 - 17.00 WIB

Spesifikasi desain dan isi lainnya yang ada dalam brosur ini adalah terbitan Februari 2023, tetapi dapat berubah tanpa pemberitahuan

Dicetak di Indonesia



PLVID2302

50 Hz R-410A



## Ceiling Mounted Cassette Duct Type Indoor Unit

NEW FXFDQ-AV4




# Unprecedented Flexibility with Revolutionary Air Blow Concept



The ceiling mounted cassette duct type combines the best features of both the ceiling mounted cassette and ceiling concealed duct indoor units. Along with their sophisticated, modern look, the new unit offers the former's easy maintenance and the latter's flexible positioning and uniform temperature distribution. Even when a tenant changes, its airflow outlets can be quickly moved to the optimal locations.



## Easier Renovations for New Tenants



**Cafe:** Three airflow outlets are located in the customer area with one above the counter.

**Office:** Four airflow outlets are equally positioned throughout the office area.

The new indoor unit offers an ideal solution for property owners who are responsible for carrying out renovations during tenant changes. It also provides an easy answer for business owners if they need to alter floor layouts due to in-store promotions or organisational changes. In both cases, the airflow outlets can be easily moved and repositioned as desired. This makes the unit a perfect fit for any commercial space which requires frequent interior changes.



Note: The new indoor unit is generally not recommended for rooms divided by partitions.

## Creation of a Sophisticated Environment



The new indoor unit maintains an ultra-slim profile, with only its smooth flat panel visible on the ceiling. The sleek finish makes it much easier to create the sophisticated, modern atmosphere required by most business owners.

## Elimination of Temperature Fluctuations



Both guests and workers may feel uncomfortable because cool air does not reach them. Up to four airflow outlets can be added as desired. This reduces the temperature fluctuations.

## Easy Design and Installation

Designs and calculations are complicated.




Designing for ceiling concealed duct units involves complicated static pressure calculations and condensation measures. Installation is just as challenging, requiring many ducts and other parts. Airflow outlets can quickly be connected to the new indoor unit.

Note: The required flexible ducts and diffusers should be obtained locally.

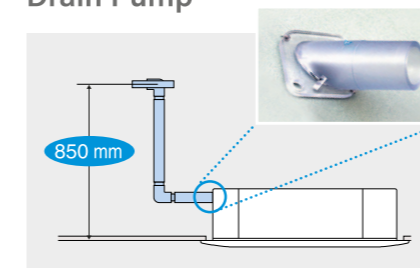
## Easy Maintenance

Maintenance staff can access the air filter and heat exchanger immediately by removing the flat panel. This streamlines servicing and cuts the time needed.




## Other Features

### Drain Pump



A drain pump with an 850 mm lift is provided as a standard accessory.

### Silver Ion Anti-Bacterial Drain Pan



The drain pan has received anti-mould and anti-bacterial treatment. This prevents the growth of slime, mould and bacteria, which can cause odours and clogging.

Note: The drain pan should be changed once every two to three years.

### 5-Step and Automatic Fan Speeds

Both 5-step and Automatic setting are available for the fan speed. Automatic adjusts the speed to high to rapidly reach the set temperature. Once the temperature is achieved, it reduces the speed to low.

## Restaurant: Elimination of Temperature Fluctuations



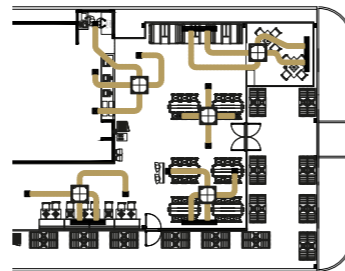
### Smooth and Clean Lines

The new ceiling mounted duct type indoor unit is concealed inside the ceiling with only its simple grilleless flat panel visible. This hides the body and creates the smooth, clean lines desired by most business owners.

The unit also allows airflow outlets to be freely positioned, helping to reduce temperature fluctuations in the dining area. If the counter is on the same floor, an outlet can be placed here to keep staff comfortable.

### Suitable for Even High Ceilings

Likewise, many restaurants use high ceilings to create a stylish interior but this can leave large spaces between outlets and tables. With this unit, the outlets can be arranged to ensure cool air reaches all guests.



## Cafe: Easier Installation without Ducting Work

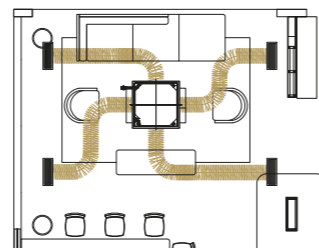


### Enhanced Interior Decor

Cafe owners usually select ceiling mounted cassette or concealed duct types to enhance interior decor. However, ducting work can be a major challenge even in smaller spaces. With the new indoor unit, no ducting is required, making it ideal for cafes.

### Comfortable near Full Length Windows

Cafes also often have full length windows facing the street and tables near them can become quite hot due to sunshine. The unit's outlets can be freely placed to keep this area just as comfortable as the rest of the cafe. This also helps to prevent condensation.



## Office: Layout Flexibility to Freely Move Airflow Outlets



### Uneven Temperatures and Drafts

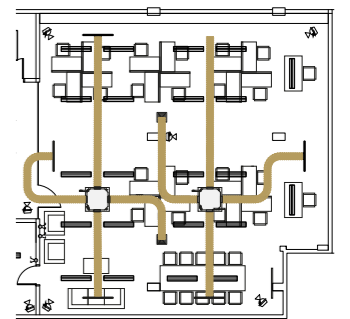
Offices often have high heat loads due to the warm air output by PCs and printers. In addition, while many of these spaces use wall mounted units, they can actually cause highly uneven temperatures and drafts. The same problems may arise even with larger capacity ceiling mounted cassette units.

For example, if an office requires an air conditioning system with a total capacity of 10 HP, it would be natural to install two 5 HP, larger capacity, ceiling mounted cassette units. However, this can lead to both uncomfortable drafts near the units and temperature fluctuations where their airflow does not reach.

### Ideal Circulation

One answer to this dilemma is to install multiple smaller capacity units. Unfortunately, as well as raising hardware costs, this increases maintenance times and associated servicing costs. A far more effective option is to choose two 5 HP ceiling mounted cassette duct units.

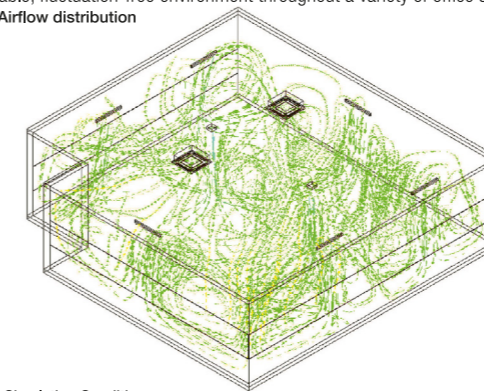
Their freely moveable airflow outlets can be placed anywhere throughout an office to effectively cool without direct drafts. Meanwhile, their suction panels can be located at the centre of their respective coverage areas to maintain ideal circulation and eliminate uneven temperatures.



### ■ Ceiling Mounted Cassette Duct Type NEW

The new 5 HP indoor unit's airflow outlets can be located at the corners of an area while its suction panel is at the centre. This allows it to maintain ideal circulation. It also means a smaller number of units can easily create a comfortable, fluctuation-free environment throughout a variety of office spaces.

Airflow distribution



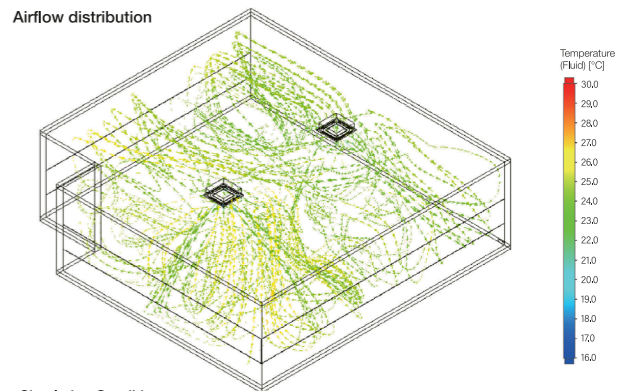
Simulation Conditions

Simulated by Daikin Airconditioning (Singapore) Pte. Ltd.  
Daikin air conditioner: FXFDQ125A x 2 (33 cmm per FCU)  
6 nos SAG 1,200 mm x 50 mm and 2 nos SAG 250 mm x 250 mm  
Ceiling height: 3.4 m Window height: 1 m  
FCU mount: At 3 m Ambient air temperature: 35°C

### ■ Ceiling Mounted Cassette Type

The 5 HP, larger capacity ceiling mounted cassette units can cause both uncomfortable drafts around the units and variable temperatures where their airflow does not reach.

Airflow distribution



Simulation Conditions

Simulated by Daikin Airconditioning (Singapore) Pte. Ltd.  
Daikin air conditioner: FXFQ125A x 2  
Ceiling height: 3.4 m Window height: 1 m  
FCU mount: At 3 m Ambient air temperature: 35°C



### Ideal for any New Tenant

To improve value, many building owners install **VRV** systems in advance before renting out each floor. The new indoor unit is ideal for these systems thanks to its layout flexibility. Its moveable airflow outlets can easily be repositioned to meet the requirements of any new tenant.

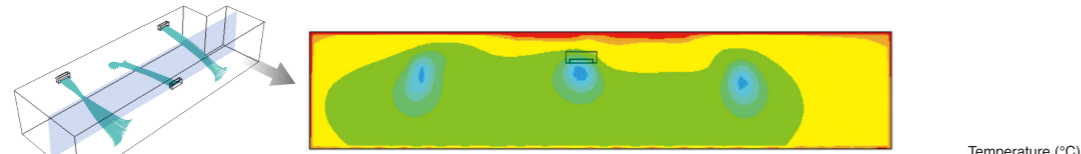
# Airflow and Temperature: Distribution Simulations

Conventional wall mounted and ceiling mounted cassette types can leave areas undercooled. The new ceiling mounted cassette duct type eliminates these cooling dead spots. It also reduces the temperature fluctuations which can occur with conventional units.




## Vertical View

### Wall Mounted Type



### Ceiling Mounted Cassette Type

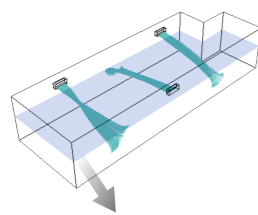


### Ceiling Mounted Cassette Duct Type **NEW**

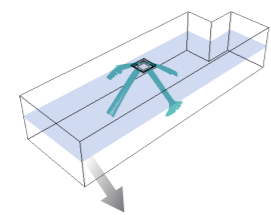


## Plan View

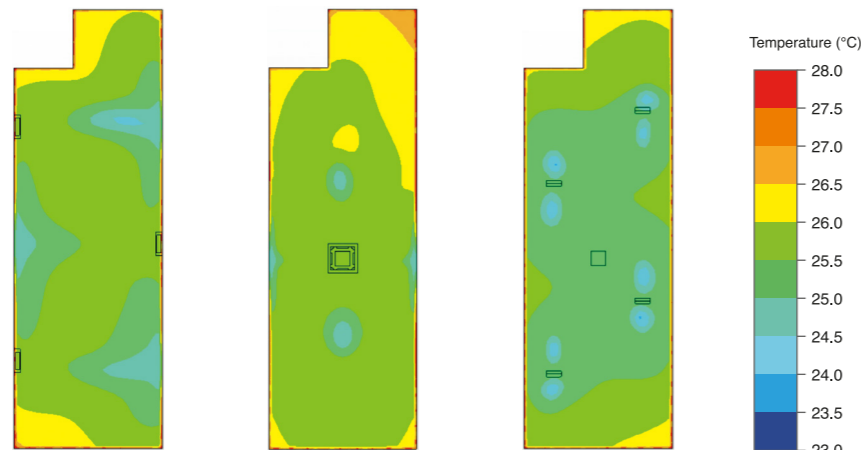
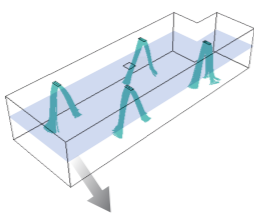
### Wall Mounted Type



### Ceiling Mounted Cassette Type



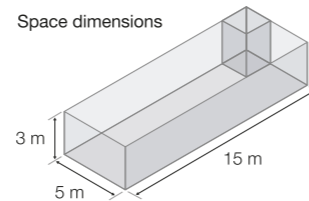
### Ceiling Mounted Cassette Duct Type **NEW**



### Simulation Conditions

Simulated by Daikin Industries, Ltd.

### Space dimensions



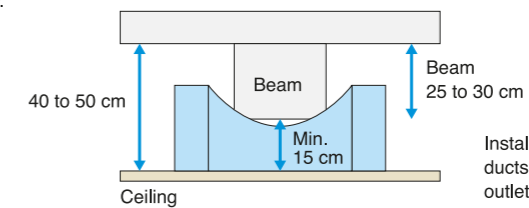
- Wall  
Coefficient of heat transmission: 2.73 W/m<sup>2</sup>K  
Ambient temperature: 35.0°C

- Indoor unit  
**Wall mounted type**  
Airflow rate: 11.0 m<sup>3</sup>/min.  
Air supply temperature: 20.0°C
- Multi-flow ceiling mounted cassette type**  
Airflow rate: 34.0 m<sup>3</sup>/min.  
Air supply temperature: 20.0°C
- Ceiling mounted cassette duct type**  
Airflow rate: 34.0 m<sup>3</sup>/min.  
Air supply temperature: 20.0°C

# Airflow Direction and Max. Length of Flexible Duct

| Cooling Capacity  | kW class |      | 63     | 80     | 100    | 125    | Examples of Installation Patterns                                      |
|-------------------|----------|------|--------|--------|--------|--------|--|
|                   | Btu/h    |      | 24,200 | 30,700 | 38,200 | 47,800 |  |
|                   | kW       |      | 7.1    | 9.0    | 11.2   | 14.0   |  |
| Airflow direction | 4 way    | 10 m |        |        |        |        | Two ducts have double bends and one of these also goes under the beam. |
|                   | 3 way    | 10 m |        |        |        |        | Two ducts have double bends and one of these also goes under the beam. |
|                   | 2 way    | 10 m |        |        |        |        | No ducts have bends but one goes under the beam.                       |

Note: \* Ducts and diffusers should be obtained locally.



Installation work is much simpler thanks to flexible ducts. Their flexibility makes it easy to position airflow outlets even in buildings with large beams.

## Dimensions (Unit: mm)

### FXFDQ63/80/100/125AV4

