



Product Catalogue Fire and Gas Detection Systems

 **NOTIFIER**[®]
by Honeywell

Introduction

NOTIFIER's third edition of the Fire and Gas Detection Catalogue contains innovative and intelligent products for a broad range of applications in the life safety domain.

NOTIFIER by Honeywell has been manufacturing and supplying fire detection and alarm systems for more than 50 years. Having grown to become one of the World's leading fire detection equipment manufacturers, NOTIFIER by Honeywell has over 400 specialized distribution centers around the world.

The NOTIFIER Academy training program ensures that Engineered System Distributors (ESD) have the technological knowledge to enable them to provide the highest levels of service and support for NOTIFIER systems.

NOTIFIER by Honeywell ESD's are provided with the latest news of product developments and new product releases through regular Technical and Marketing Bulletins. Every trained and certified NOTIFIER engineer receives a personal login to the ESD section of the NOTIFIER website, providing access to the latest online news and technical resources. The "NOTIFIER InfoPoint" app gives mobile iOS and Android users easy and quick access to all NOTIFIER marketing and technical resources.

Respecting the strictest international standards of product and service quality, NOTIFIER by Honeywell activities are accredited to ISO 9001. NOTIFIER products comply with environmental directives like WEEE and REACH and are approved to CPR following EN54 European standards. Most products are certified at European test laboratories to obtain at least one of the following quality labels: BOSEC, LPCB or VdS.

Our customers have the confidence that NOTIFIER by Honeywell can provide complete solutions whatever the needs of the site and building users.

Users of NOTIFIER by Honeywell products enjoy the experience of a leading international company combined with the professional services of a local distributor.

NOTIFIER by Honeywell is part of Honeywell International Inc. with the head office located in Morristown, New Jersey, USA. Honeywell (www.honeywell.com) is a Fortune 100 diversified technology and manufacturing leader, serving customers worldwide with aerospace products and services; control technologies for buildings, homes, and industry; turbochargers; and performance materials. For more news and information on Honeywell, please visit www.honeywell.com/newsroom.

NOTIFIER by Honeywell develops cutting edge technology in fire detection solutions, from battery operated smoke alarms for the residential market, simple conventional systems to complex intelligent systems with multiple panels in network. Continuous investment in R&D leads to constantly developing new high technology products to meet the changing needs of our customers and to maintain NOTIFIER's position at the forefront of the life safety industry.

We are looking forward to continued success in working together.

Your NOTIFIER Team

Always stay informed with our NOTIFIER Apps
Download these Apps in the AppStore and Google's Playstore



NOTIFIER InfoPoint App

- All up to date info available at one place, always and everywhere
- Public access, with login for partners to get even more info



NOTIFIER Smart Selector App

- Select the best detector for a specific application or risk
- Overview of all detector solutions
- Online and offline available

Legend:



Special product information.



Lead time information



Information regarding the delivery (packing units, special charges, etc.).



Special information regarding trainings.



Please complete the partnumber with the correct information.



This document is not intended to be used for installation purposes. Every care has been taken in the preparation of this document but no liability can be accepted for the use of the information therein. Design features may be changed or amended without prior notice.

Notes

A large grid of graph paper for taking notes, consisting of 25 columns and 35 rows of small squares.

Table of Contents

1. Intelligent Systems	7
Example of system overview of NF3000	8
Intelligent Single Loop Panels	11
Intelligent Fixed Dual Loop Panels	13
Pearl Intelligent Panels	14
Intelligent 2-8 Loop Panels	17
Modular & Peripheral Devices	19
Intelligent OPAL detectors	34
InnovairFLEX™	45
Intelligent Beam Detectors	47
Intelligent Manual Call Points	50
Intelligent Modules	53
Intelligent Audio Visual range (OPAL™ AV)	61
Spare Parts	65
2. Conventional Systems	67
Conventional Panels	69
Conventional Detectors	71
InnovairFLEX™	81
Conventional Beam Detectors	83
Conventional Manual Call Points & Switches	96
Conventional Audio & Visual Devices - ENscape series	103
Spare Parts	106
3. Extinguishing Systems	107
Extinguishing Panels	109
Manual Control Units	111
Sprinkler Panels	112
Emergency Fire Signalling Panels	114
Sprinklers Systems Monitoring	115
Spare Parts	119
4. Special Equipment	121
Aspirating Systems	123
Sampling Pipes & Fittings	133
Smoke & Heat Evacuation Systems	141
Wireless Systems	147
Linear Heat Detection	160
Industrial Heat Detectors	163
Industrial Audio & Visual Devices	167
Intrinsically Safe Devices	169
Explosion Proof Devices	175
Flame Detectors	177
Spare Parts	187
5. Gas Detection Systems	189
Unipoint Controllers	191
Gas Detectors	192
Sensitron Gas Control Panels	198
Sensitron gas detectors	201
Gas detector accessories	207
Spare Parts	209
6. Accessories	211
Power Supplies	213
Batteries	216
Electro Magnetic Door Holders	220
Fire Resistant Cables	223
Fire Brigade Repeater Panels	224
Surge Protection Modules	225
Manual Call Point Accessories	226
Protective Accessories	227
Detector Test Equipment	231
Spare Parts	248
7. Index	249

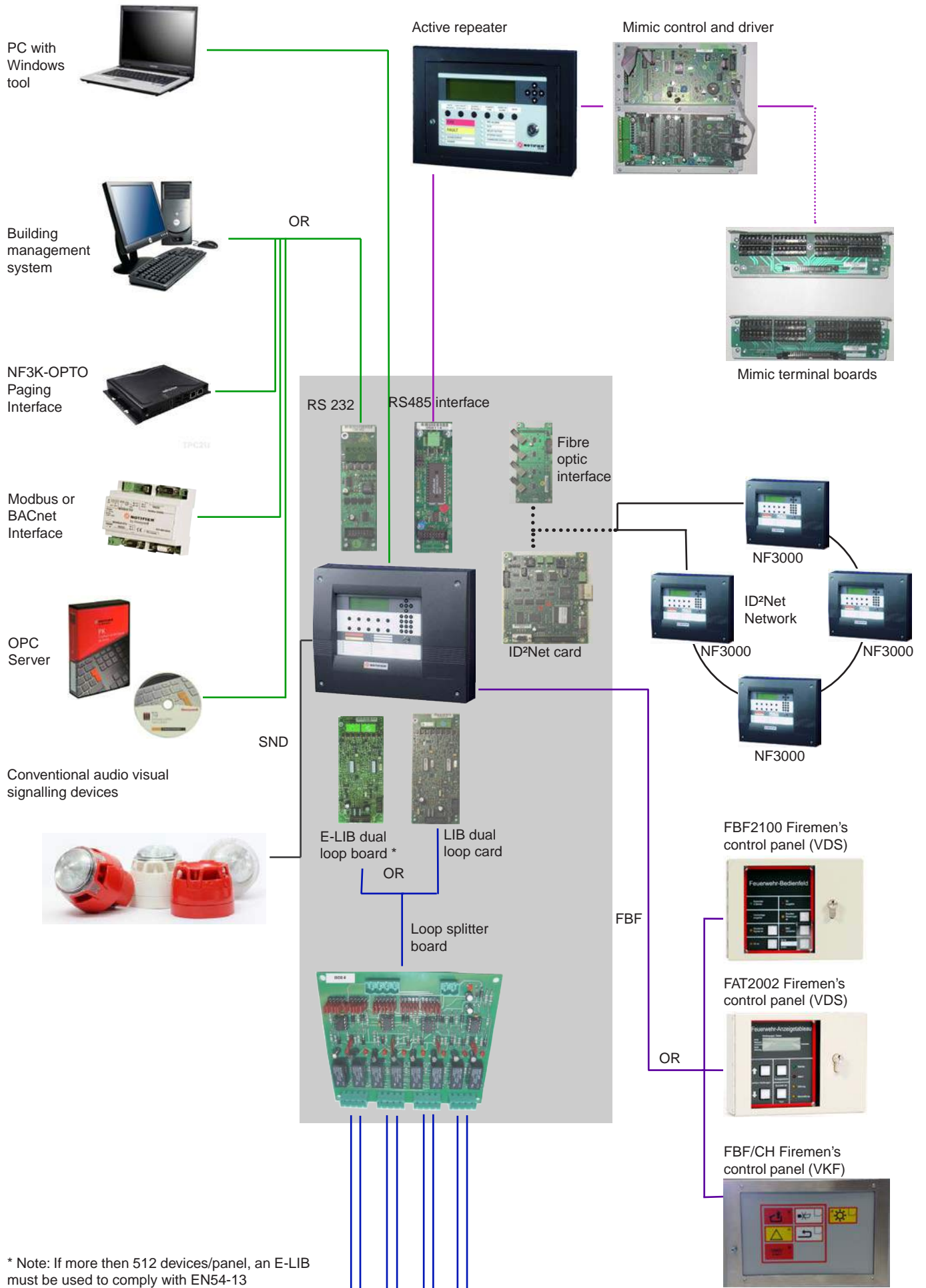
Table of Contents



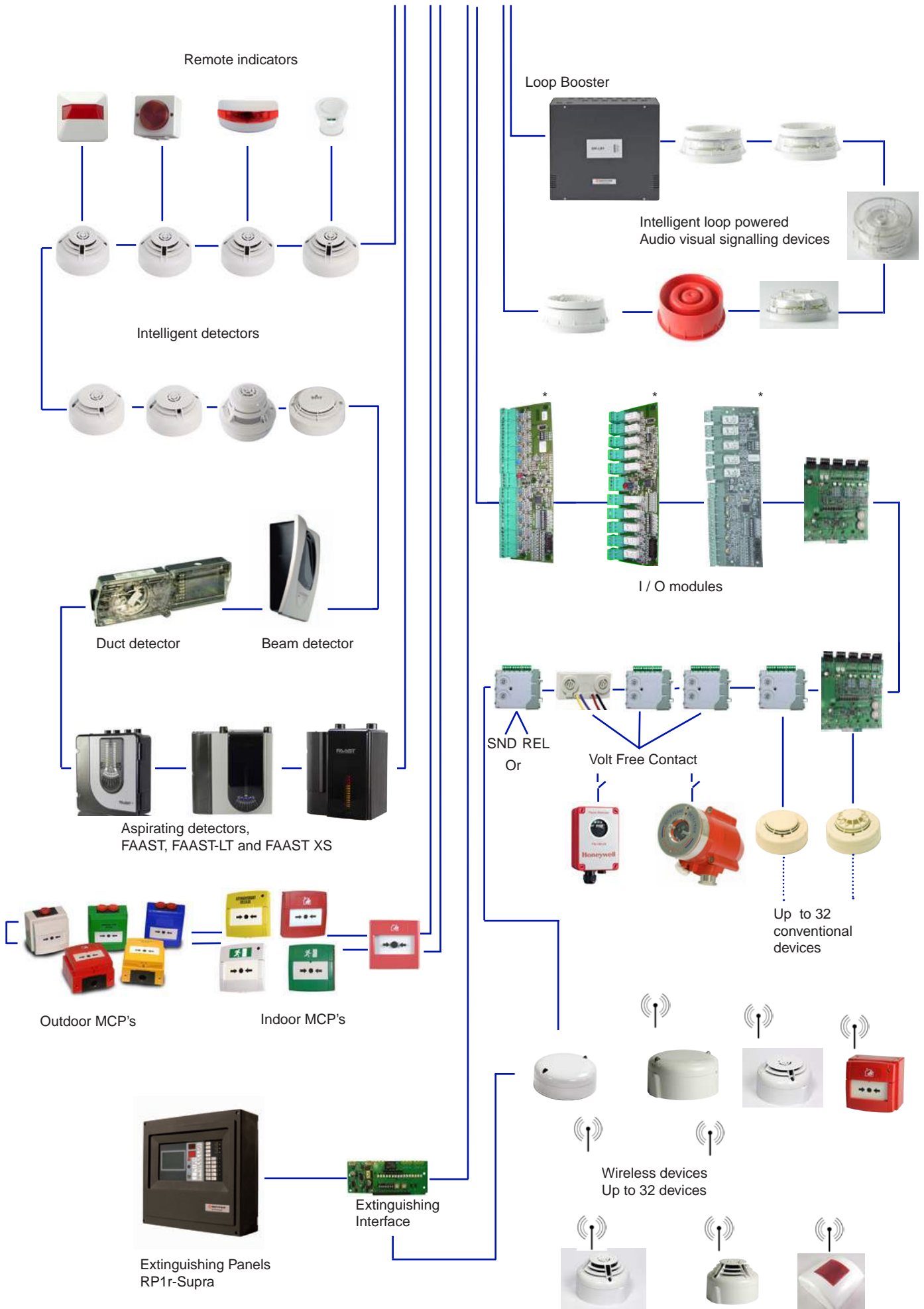
Intelligent Systems

 **NOTIFIER**[®]
by Honeywell

Example of system overview of NF3000




* Note: If more than 512 devices/panel, an E-LIB must be used to comply with EN54-13



- 1
- 2
- 3
- 4
- 5
- 6
- 7

* Note: CLIP protocol only.

Notes

A large grid of graph paper for taking notes, consisting of 20 columns and 30 rows of small squares.

Intelligent Single Loop Panels



The NF50 intelligent panels have been developed by NOTIFIER with efficiency for both installers and end users in mind.

The NF50 is provided for use with high sensitive VIEW™ detectors.

The NF50 panel will control up to 99 sensors on the single loop and a combination of 99 call points, monitor modules, control modules, conventional interface modules and loop powered sounders.

The NF50 panels allow connections of mimic panels and repeaters (IDR2A and IDR2P) via a RS485 optional interface.

With the NF50, we have thrown in a few little extras, such as hassle-free installation, easy programming with “Auto-learn”, simple service and maintenance and Windows©-based design and commissioning tools. The panel is multilingual.

The NF50 panels support both the AP and the CLIP protocol.

Bosec approved to EN54-13: Bosec number: B-9057-FD-879/c



Please replace "xx" in the part n° by the code for the needed language: NL = Dutch; FR = French; UK = English; GE = German

The EN54-13 System certificate (B-9057-FD-879/c) contains the following items:

<ul style="list-style-type: none"> • Intelligent fire panel NF50 + (ISOX-8) (NF50-A incl. PSU1.5A) (NF50-B/C incl. PSU3A) • Detectors NFX(I)-OPT NFX(I)-TFIX58 NFX(I)-TFIX78 NFX(I)-TDIFF NFX(I)-SMT2 NFX(I)-SMT3 IRX-751CTEM FSL-751E • Bases B501AP B524IEFT-1 B524HTR B524RTE • Beam detectors NFXI-BEAM(-T) 	<ul style="list-style-type: none"> • Manual call points M700KACI-xx-y M700WCP-R/I/Sx • Intelligent modules M701, M701-240, M701-240-DIN M710, M720 M710-CZR M700X M721 CZ-6 SC-6 CMX-10RME MMX-10ME MCX-55ME NFX-MM1M • Sounders CWSx-xx-yy NFXI-Bx-yy NFXI-Wx-yy • Aspiration systems NFXI-ASD11 NFXI-ASD12 NFXI-ASD22 FAAST XM (8100E-BNL)
---	--



NF50/CAB-A1/xx

NF50 intelligent fire panel



Single loop intelligent fire panel with 16 zones. Including AWACS software for VIEW™ detection functionality.



Options: RS485 (020-553), ISOX-8.

Specifications

- Power supply: 1,5 A
- Battery space: 2 x 12Ah/12V batteries
- Color: RAL7021
- Dimensions (WxHxD): 380 mm x 365 mm x 110 mm

CPD number: 0786-CPD-20851; VDS number: S202097

NF50/CAB-B1/xx

NF50 intelligent fire panel



Single loop intelligent fire panel with 16 zones. Including AWACS software for VIEW™ detection functionality. Printer kit can be added.



Options: RS485 (020-479), printer (020-644-009), ISOX-8.

Specifications

- Power supply: 3 A
- Battery space: 2 x 12Ah/12V batteries
- Color: RAL7021
- Dimensions (WxHxD): 500 mm x 400 mm x 140 mm

CPD number: 0786-CPD-20851; VDS number: S202099

NF50/CAB-C2/xx

NF50 intelligent fire panel



Single loop intelligent fire panel with 16 zones. Including AWACS software for VIEW™ detection functionality. Printer kit can be added.



Options: RS485 (020-479), printer (020-644-009), ISOX-8.

Specifications

- Power supply: 3 A
- Battery space: 2 x 38Ah/12V batteries
- Color: RAL7021
- Dimensions (WxHxD): 500 mm x 620 mm x 235 mm

CPD number: 0786-CPD-20851; VDS number: S202099

Intelligent Fixed Dual Loop Panels

NF3002/CAB-B1/xx

Fixed 2 loop intelligent fire panel



The NF3002 intelligent fire panel offers a technically sophisticated range of facilities and functions. It is a pre-mounted panel limited to 2 loops and not expandable with dual loop cards.

The NF3002 panels can be networked in a ID²net peer to peer network and it allows connection of mimic panels and repeaters (IDR6A) via a RS485 optional interface. The NF3002 panels support both the AP and the CLIP protocol.



This pre-mounted fire panel includes:

- 1 x 020-538-002 Basic Equipment Kit
- 1 x LK3000NL/FR Dutch/French Language Kit
- 1 x 020-648 3A Power Supply Unit Kit
- 1 x 020-472-009 Standard Back Box Kit
- 1 x 020-480-009 Main Cover Kit



Options:

RS485 (020-479), RS232 (020-478), P2P (020-647), ISOX-8.



Please replace "xx" in the part n° by the code for the needed language:
NL = Dutch; FR = French; UK = English; GE = German

Specifications

- Power supply: 3A
- Battery space: 2 x 12Ah/12V batteries
- Color: RAL7021
- Dimensions (WxHxD): 500 mm x 400 mm x 140 mm

CPD number: 0786-CPD-20878; VDS number: S294034



Pearl Intelligent Panels



The Pearl fire alarm control panel from NOTIFIER by Honeywell is a robust and easy to use networkable 1 or 2 loop panel. It exploits NOTIFIER's class leading Opal digital protocol to maximise the speed and efficiency of fire detection and alarm.

The large display with its intuitive interface and menu driven features allows quick and easy operation of the system. Coupled with more power and devices on the loop than other panels in its class, the simple design will allow for trouble-free first fix installation.

The Pearl panel is supported by an integrated tools suite to enhance and simplify the system management.

BOSEC & VDS system approvals in process.
EN54 & CPD approved.

- 1 or 2 loop models available
- Supports up to 636 loop devices (159 detectors + 159 modules (AV, MCP, input/output interface modules) per loop
- Longer loops give the opportunity to save on installation time, cost and wiring
- Powerful networking capability, up to 16 panels, controlling over 10.000 devices, can be networked prioritising a fire signal to communicate across a network in under 3 seconds
- Intuitive on-site management, backlit buttons for fast, error free situation management, and large display giving complete information at a glance
- Fast system set up and commissioning via the panel, loop "Autolearn" and advanced PC tools suite
- 2 programmable outputs - monitored
- 2 programmable inputs
- Advanced Cause and Effect
- Cable entry through punched holes
- Custom logo on quiescent screen Day/Night mode configurable for site specific requirements
- Backlit buttons and on screen help for user guidance
- Approved for control of 512 fire devices to EN54-2
- Unique first fix bracket with adaptations for 19" rack or flush mounting

Specifications

• Power supply:	3 A
• Battery space:	Min. 2 x 12Ah; max. 2 x 38Ah/12V (when using PRL-BOX) 500mA max.
• Aux DC output:	500mA max.
• Dimensions (WxHxD):	435 mm x 355 mm x 145 mm
• Weight:	6kg without batteries; 12kg with 12Ah batteries (standard battery size)
• Construction:	ABS UL94-H40 plastic front cover and main enclosure
• Mounting holes:	4 (on first fix bracket)
• Cable entry holes (20mm):	20 (op), 2 (bottom)
• External connections:	Plug-in screw terminals 0.5mm ² to 2.5mm ² (14-22AWG)
• Max. loop current:	750mA per loop
• Max. loop length:	3500m (screened cable; usable length may be less depending on loop loading)
• Max. number of detectors:	159/loop
• Max. number of modules:	159/loop
• Operating temperature:	0°C to +40°C
• Relative humidity:	5% to 95% (non-condensing)
• IP rating:	IP30 (EN60529)

CPD number: 0832-CPD-1775

PRL-BNL-1

Pearl 1 loop panel

PRL-BNL

Pearl 2 loop panel

Pearl accessories

PRL-P2P

ID²net network card for Pearl



Disables the standard RS485 output.

PRL-COM

RS232 & RS485 communication interface for third party equipment



Required for RS485 communication when the PRL-P2P is installed.

PRL-BOX

Extended box to receive a complete Pearl panel



Allows 38Ah batteries to be fitted.

Specifications

- Dimensions (WxHxD): 435 mm x 710 mm x 235 mm

PRL-FM

Flush-mount dress ring (incl. 19" rack kit)



Specifications

- Dimensions (WxH): 518 mm x 437 mm

PRL-RM19

19" rack mount kit



The PRL-RM19 enables the Pearl to be mounted in a 19 inch rack.

PRL-IDR6A

IDR6-A active repeater for Pearl panels




Active repeater, displays all alarm and fault messages on the LCD. Includes function pushbuttons as mute buzzer, accept, evacuate, resound sounders and reset. 240 x 64 Graphic LCD and status indication leds. Includes text insert label kit (NL, FR).

Specifications

- Dimensions (W x H x D): 255 mm x 165 mm x 55 mm



PRL-MIMIC




IDR-CM compact mimic main board kit

Compatible with Pearl panels.

16 outputs on board and up to 9 expansion boards (020-742) can be added (drive led's or relays) giving max. of 160 outputs. 5 led outputs (Power ok, Test, Gen. Fault, Disablement & Fire) and 6 inputs (Key switch, Evacuate, Mute Buzzer, Silence sounders Lamp test & Reset). Requires ext. 24VDC Power source. For use with "local zones".

020-742



IDR-CME mimic expansion board kit

Provides 16 LEDs or relays outputs. Up to 9 expansion boards can be daisy chained. Requires 020-741 IDR-CM Mimic main board. For use with "local zones".

Intelligent 2-8 Loop Panels



The NF3000 panel can be networked together as a true peer to peer network, extending the total capacity of the system to fit the largest applications.

The NF3000 is designed in a modular fashion to allow for a wide range of applications, facilitating installation and servicing whilst making the NF3000 very easy to tailor to the requirements of the application. The large graphic LCD provides easy to read and understand messages complying with the EN54 standard for primary user interfaces.

System Modules

The NF3000 is a flexible modular control panel, built from various option modules. Choose the best combinations suited to the particular application.

The NF3000 intelligent fire panel offers a technically sophisticated range of facilities and functions.

Modern styling and a variety of aesthetic options are sure to win over facility owners and architects.

The NF3000 panels are designed in a modular fashion to allow a wide range of applications.

You can design your panel following your needs or choose one of the Easy Order Kits. The Easy Order Kits will be delivered in separate items and are further expandable with optional cards as: dual loop cards, isolated RS485 module, isolated RS232 module, printer kit, etc.

All panels are multi-language (NL, FR, GE, UK).



Please replace "xx" in the part n° by the code for the needed language: NL = Dutch; FR = French; UK = English; GE = German

**Bosec approved to EN54-13: Bosec number: B-9057-FD-878/c
CPD number: 0786-CPD-20878; VDS number: S294034**

The EN54-13 System certificate (B-9057-FD-878/c) contains the following items:

• **Intelligent fire panel**
NF3000 + (ISOX-8)
incl. PSU3A or PSU7A

• **Detectors**
NFX(I)-OPT
NFX-TF(I)X58
NFX-TF(I)X78
NFX(I)-TDIFF
NFX(I)-SMT2
NFX(I)-SMT3
IRX-751CTEM
FSL-751E

• **Bases**
B501AP
B524IEFT-1
B524HTR
B524RTE

• **Beam detectors**
NFXI-BEAM(-T)

• **Manual Call Points**
M700KACI-xx-y
M700WCP-R/I/Sx

• **Intelligent modules**
M701, M701-240, M701-240-DIN
M710, M720
M710-CZR
M700X
M721
CZ-6
SC-6
CMX-10RME
MMX-10ME
MCX-55ME
NFX-MM1M

• **Sounders**
CWSx-xx-yy
NFXI-Bxx-yy
NFXI-Wxx-yy

• **Aspiration systems**
NFXI-ASD11
NFXI-ASD12
NFXI-ASD22
FAAST XM (8100E-BNL)



NF3000-CAB-B1/xx

NF3000 intelligent fire panel kit



This unassembled kit includes:
 1 x 020-538-002 Basic Equipment Kit with 2 loops
 1 x LK3000NL/FR Dutch/French Language Kit
 1 x 020-648 3A Power Supply Unit Kit
 1 x 020-472-009 Standard Back Box Kit
 1 x 020-480-009 Main Cover Kit



Options: RS485 (020-479), RS232 (020-478), LIB (020-588), E-LIB (020-549), Peer to peer module (020-647), ISOX-8.

Specifications

- Power supply: 3A
- Battery space: 2x12Ah/12V batteries
- Color: RAL7021
- Dimensions (WxHxD): 500 mm x 400 mm x 140 mm

NF3000-CAB-C2/xx

NF3000 intelligent fire panel kit



This unassembled kit includes:
 1 x 020-538-002 Basic Equipment Kit with 2 loops
 1 x LK3000NL/FR Dutch/French Language Kit
 1 x 020-648 3A Power Supply Unit Kit
 1 x 020-474-009 Extended Deep Back Box Kit
 1 x 020-480-009 Main Cover Kit
 1 x 020-481-009 Extension Cover Kit
 1 x 020-485-009 Extension Cover Blanking Plate Kit



Options: RS485 (020-479), RS232 (020-478), LIB (020-588), E-LIB (020-549), printer kit (020-644-009), ISOX-8, Peer to peer module (020-647).

Specifications

- Power supply: 3A
- Battery space: 2x38Ah/12V batteries
- Color: RAL7021
- Dimensions (WxHxD): 500 mm x 620 mm x 235 mm

NF3000-CAB-D2/xx

NF3000 intelligent fire panel kit



This unassembled kit includes:
 1 x 020-538-002 Basic Equipment Kit with 2 loops
 1 x LK3000NL/FR Dutch/French Language Kit
 1 x 020-480-009 Main Cover Kit
 2 x 020-481-009 Extension Cover Kit
 2 x 020-485-009 Extension Cover Blanking Plate Kit
 1 x 020-476-009 Double Extended Deep Back Box Kit
 1 x PSU-7A Power supply 7A and Dual Transmission Path Board



Options: RS485 (020-479), RS232 (020-478), LIB (020-588), ISOX-8, E-LIB (020-549), printer kit (020-644-009), Peer to peer module (020-647).

Specifications

- Power supply: 7A
- Battery space: 2x38Ah/12V batteries
- Color: RAL7021
- Dimensions (WxHxD): 500 mm x 840 mm x 235 mm

For spare parts, please refer to § Spare Parts at the end of this chapter (01. Intelligent Systems)

020-538-002/xx

NF3000 basic equipment kit



Includes the main chassis assembly, with hinged display, base PCB containing 2 loops and microprocessor PCB.
240 x 64 pixels LCD display.
Slide-in labels included.

Modular & Peripheral Devices

PSU-3A

NF50/NF3000 3A power supply unit kit




Switched mode power supply (020-648).

Specifications

- Weight: 1,3kg

PSU-7A

NF3000 universal power supply kit



Includes:
- 7A Power supply (020-579)
- Dual Transmission Path Board Kit (020-543)
The 7A Power supply can be mounted behind the basic equipment if the deep back box is used or in the 020-541-009.

Specifications

- Weight: 3kg

020-548

NF3000 PSU status indication kit



Includes a complete assembly with interconnection cables.
Gives status indications of the PSU when it is externally mounted.

020-541-009

78 Ah remote battery/charger enclosure kit



Floor mounted back box with extra depth for external mounting of PSU-7A (not included). Will hold batteries up to 78 Ah.

Specifications

- Dimensions (WxHxD): 680 mm x 510 mm x 240,5 mm



For spare parts, please refer to § Spare Parts at the end of this chapter (01. Intelligent Systems)

020-588

NF3000 dual loop module kit (Lib card)



Includes PCB for additional 2 loops, and plug in cable connector. Max. three modules per panel.



A maximum of 512 input devices per panel may be connected using the standard LIBs (limitation of the EN54 standard).

020-549

NF3000 intelligent dual loop board kit (E-Lib card)



Includes PCB for additional 2 loops with on board standby microprocessor, and plug in cable connector. Max. three modules per panel. Only required where total number of input devices controlled by panel main microprocessor exceeds the EN54 limitation of 512. E-LIB may be mixed with standard LIBs in the same panel.

ISOX-8

8-Way loop splitter board



Transforms 1 intelligent loop into 4 closed and isolated sub-loops.



3 types of configurations possible - requires external 24VDC. Compatible with all intelligent NOTIFIER panels.

Specifications

- Dimensions (W x H x D): 155 mm x 115 mm x 70 mm

020-559-001

NF3000 extension chassis kit, zones 1-64



Includes extension chassis with LED display board for zones 1 to 64 to indicate fire and fault / disablement / test. Will also accept integral printer.

020-559-002

NF3000 extension chassis kit, zones 65-128



Extension chassis with LED display board. Zones 65-128. Accepts also integral printer (optional 020-644-009).



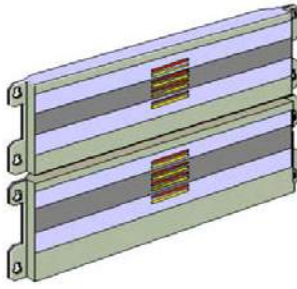
Not compatible with SMC panels.



Item available on request only. Please check the last price list for Lead time information.

020-612

NF3000 256 zone display module extension kit



Extension chassis with LED display board. Zones 1-256.



Requires double extension space & special cover 020-621-009.



Item available on request only. Please check the last price list for Lead time information.

020-708-009

NF3000 ext. chassis with printer module kit



Extension chassis with integral printer module fitted.



Uses the Panel RS232 COM Port.

020-644-009

NF series printer kit



Includes thermal printer with power supply unit and roll of thermal paper. No RS232 interface module is required.

Compatible with NF50/CAB-B1, NF50/CAB-C2 and NF3000 panels using extension chassis kit 020-559-001, 020-559-002.



Uses 1 panel COMMS port.

020-480-009

Main cover kit



Includes plastic moulding finished in RAL7021, 4 hexagonal socket-headed M6 screws & NOTIFIER label.

Moulding adds 21 mm to overall depth of back box.

020-481-009

Extension cover kit



Includes plastic moulding finished in RAL7021, printer slot & 2 hexagonal socket-headed M6 screws.

Moulding adds 21 mm to overall depth of back box.



020-621-009

NF3000 256 zone display extension cover kit



Includes moulding, hinges for user interface door, push clip fasteners and printer slot covering label. Finished in RAL7021. Moulding adds 21 mm to overall depth of back box. (To cover 256 zone display module 020-612).



Item available on request only. Please check the last price list for Lead time information.

020-485-009

Extension cover blanking plate kit



Metal blanking plate to cover hole in 020-481-009 if no extension chassis is required. May be used for customisation such as mounting of plant switches. Finished in RAL7021 extra fine texture.

020-472-009

Standard back box Cab-B1



Basic back box kit coated to RAL 7021 extra fine texture. Includes power in connectors. Will hold batteries up to 12Ah. Suitable for use with single extension.

Specifications

- Weight: 4kg
- Dimensions (WxHxD): 500 mm x 400 mm x 122 mm

020-473-009

Extended back box Cab-C1



Single "extended height" back box powder coated to RAL7021 extra fine texture. Includes power in connectors. Will hold batteries up to 17Ah. Suitable for use with single extension.

Specifications

- Weight: 8kg
- Dimensions (WxHxD): 500 mm x 620 mm x 122 mm

020-474-009

Extended deep back box Cab-C2



Single "extended height" back box with extra depth for additional battery space, powder coated to RAL7021 extra fine texture. Includes power in connectors. Will hold batteries up to 38Ah. Suitable for use with single extension.

Specifications

- Dimensions (WxHxD): 500 mm x 620 mm x 220 mm

020-475-009

Double extended back box Cab-D1



Double "extended height" back box powder coated to RAL7021 extra fine texture. Includes power in connectors. Will hold batteries up to 17Ah. Suitable for use with dual extension.



Item available on request only. Please check the last price list for Lead time information.

Specifications

- Dimensions (WxHxD): 500 mm x 840 mm x 122 mm

020-476-009

Double extended deep back box Cab-D2

Double "extended height" back box with extra depth for additional battery space, powder coated to RAL7021 extra fine texture. Includes power in connectors. Will hold batteries up to 38Ah with chassis fitted. Suitable for use with dual extension.

Specifications

- Dimensions (WxHxD): 500 mm x 840 mm x 220 mm

020-508-009

Standard extension back box kit



Basic back box powder coated to RAL7021 extra fine texture. Includes power in connectors. Will hold batteries up to 17Ah (requires cover 020-481-009 + blanking plate 020-485-009).

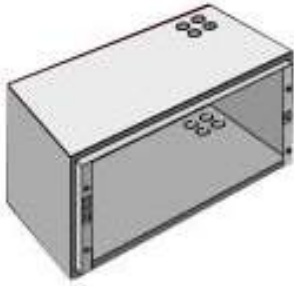
Specifications

- Weight: 2,7kg
- Dimensions (WxHxD): 500 mm x 220 mm x 122 mm



020-509-009

Deep extension back box kit



Deep back box with extra depth for additional battery space. Powder coated to RAL7021 extra fine texture. Includes power in connectors. Will hold batteries up to 38Ah. (requires cover 020-481-009 + blanking plate 020-485-009).

Specifications

- Weight: 4kg
- Dimensions: (WxHxD): 500 mm x 220 mm x 220 mm

020-599-009

Flush mounting bezel for NF30/50 CAB-A1



Semi-flush mount bezel for standard height back box. Finished in RAL7021 extra fine texture.

Specifications

- Dimensions (H x W): 437 mm x 453 mm

020-038-009

Flush mounting bezel for NF3000 CAB-B1



Specifications

- Dimensions (H x W): 467 mm x 567 mm

020-039-009

Flush mounting bezel for NF3000 CAB-C1 or CAB-C2



Semi-flush mount bezel for extended height back box. Finished in RAL7021 extra fine texture.

Specifications

- Dimensions (H x W): 687 mm x 567 mm

020-040-009

Flush mounting bezel for NF3000 CAB-D1 or CAB-D2



Semi-flush mount bezel for double extended height back box. Finished in RAL7021 extra fine texture.



Item available on request only. Please check the last price list for Lead time information.

Specifications

- Dimensions (H x W): 907 mm x 567 mm

020-600-009

Flush mounting bezel for IDR repeaters



Specifications

- Dimensions (H x W x D): 218 mm x 307 mm x 60 mm

020-621

256 zone display module extension cover kit



Item available on request only. Please check the last price list for Lead time information.

002-466-002

IDR-6A active repeater stainless steel



This kit includes the complete repeater unit with all assembled electronics, Liquid Crystal Display (LCD), fascia membrane, text insert label kit, manual and the stainless steel flush mounting bezel.

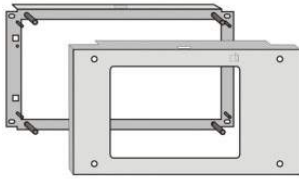


Item available on request only. Please check the last price list for Lead time information.



020-590

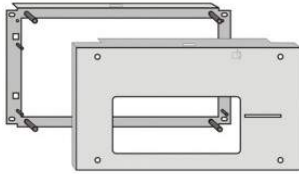
6U 19" rack mounting assembly for basic equipment kit (adapter plate and cover)



Compatible with basic equipment kit 020-538-002.

020-591

6U 19" rack mounting assembly for standard extension chassis & printer (adapter plate and cover)



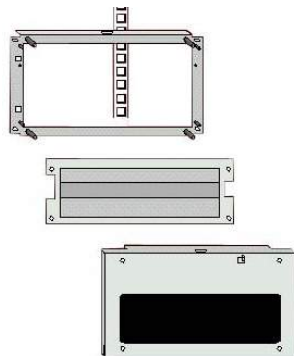
Compatible with extension chassis 020-559 or 020-708-009.



Item available on request only. Please check the last price list for Lead time information.

020-592

6U 19" rack mounting assembly for 256 zone led extension chassis (adapter plate and cover)



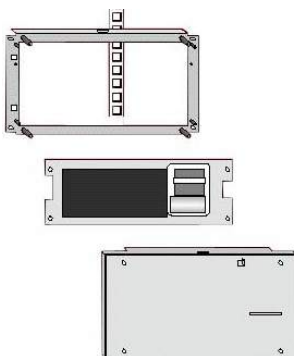
Compatible with 256 zone display module 020-612.



Item available on request only. Please check the last price list for Lead time information.

020-593

6U 19" rack blank cover with printer provision (adapter plate and cover)



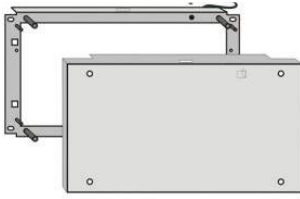
Compatible with printer kit 020-644-009.



Item available on request only. Please check the last price list for Lead time information.

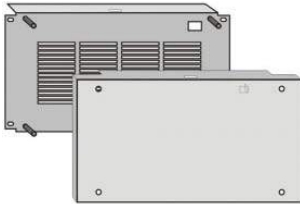
020-594

6U 19" rack blank cover



020-595

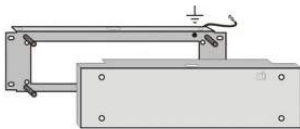
6U 19" rack mounting assembly for 7Amp PSU



Compatible with 7A power supply 020-579.

020-598

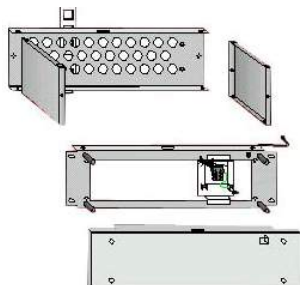
3U 19" rack blank cover



Item available on request only. Please check the last price list for Lead time information.

020-596

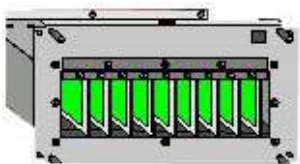
3U 19" rack blank cover with mains/gland termination



Item available on request only. Please check the last price list for Lead time information.

020-597

3U 19" rack mounting assembly for mimic driver kit



Item available on request only. Please check the last price list for Lead time information.

020-478

Isolated RS232 module kit for NF3000



Includes PCB for isolated RS232 port for OEM interface, 80 column printer etc. Uses 1 panel COM port.



020-479

Isolated RS485 module kit for NF SERIES (except NF30/50-CAB-A1)



Includes PCB for isolated RS485 port for peripherals such as repeaters and mimic boards. Uses 1 panel COM port.

020-553

RS485 interface module pcb kit For NF30-50/CAB-A1



Includes the RS485 interface module PCB required for repeater interfacing to the NF30-NF50/CAB-A1. Simply plugs into dedicated socket on NF30-NF50/CAB-A1 panel PCB assembly. Incl. Install. sheet.

002-451-002

IDR-2P passive repeater for NF30/NF50 panels



Passive repeater, displays all alarm and fault messages on the display. Includes status indication leds and text insert label kit (NL, FR).

Specifications

- Dimensions (W x H x D): 255 mm x 165 mm x 55 mm

002-450-002

IDR-2A active repeater for NF30/NF50 panels



Active repeater, displays all alarm and fault messages on the LCD. Includes function pushbuttons as mute buzzer, accept, evacuate, resound sounders and reset. Includes status indication leds and text insert label kit.

Specifications

- Dimensions (W x H x D): 255 mm x 165 mm x 55 mm

002-452-002

IDR6-A active repeater for NF3000 panels




Active repeater, displays all alarm and fault messages on the LCD. Includes function pushbuttons as mute buzzer, accept, evacuate, resound sounders and reset. 240 x 64 Graphic LCD and status indication leds. Includes text insert label kit (NL, FR).

Specifications

- Dimensions (W x H x D): 255 mm x 165 mm x 55 mm

020-741

IDR-CM compact mimic main board kit




Compatible with NF30/50 and NF3000 Panels. 16 outputs on board and up to 9 expansion boards (020-742) can be added (drive led's or relays), giving max. of 160 outputs. 5 led outputs (Power ok, Test, Gen. Fault, Disablement & Fire) and 6 inputs (Key switch, Evacuate, Mute Buzzer, Silence sounders Lamp test & Reset). Requires ext. 24VDC Power source. For use with "local zones".

For spare parts, please refer to § Spare Parts at the end of this chapter (01. Intelligent Systems)

020-742

IDR-CME mimic expansion board kit



Provides 16 LEDs or relays outputs. Up to 9 expansion boards can be daisy chained. Requires 020-741 IDR-CM Mimic main board. For use with "local zones".

020-573

IDR-M mimic control PCA kit



Compatible with NF30/50 and NF3000 Panels. Mimic control PCA Kit. Supports up to 8 Mimic Drivers. Requires ext. 24VDC Power source and min. one 020-574. Use the mimic driver configuration tool kit (020-613). For use with "network zones".

020-574

IDR-MD mimic driver and terminal PCA kit



Provides 64 LEDs or relays outputs and 8 inputs. Up to 8 Mimic Drivers can be daisy chained. Requires Mimic Control PCA Kit and external 24VDC. Power source. For use with "network zones".

ITS-BOX

RS232-TCP/IP device converter



ITS-BOX provides a hassle-free and inexpensive way to add Ethernet connectivity to virtually any device with a serial interface. ITS-BOX creates a fully transparent serial connection to existing PC-based software applications, making it possible to remotely connect to equipment already in the field as if it were connected to a local PC serial port. Additionally, ITS-BOX is equipped with a built-in web server that allows users the flexibility to access, control, and configure equipment using a standard web browser.



Espa Interfaces

NF3K-OPTO-ESPA



- Used to connect a NF50, NF2000, NF3000 or Pearl fire panel on a pager system using a serial communication
- Uses the standard ESPA 4.4.4 "Third Party Protocol", version 11 in "Full Duplex" mode
- Windows Configuration Tool
- Freely programming on site using the LAN ports or the serial port COM3
- Onboard Intel Atom E3826 dual core, 1.46GHz
- Includes 3 serial RS232 communication ports
- Includes 4 2.0 USB ports for the backup and download of the configuration
- LAN ports with dynamic and static IP address
- Allows the connection of a control display
- Filtering per group of event: Fire, Technical alarm, Pre alarm, Fault, Auxiliary
- Event filtering per zone
- Tone and priority per event
- The message sent can include: panel number, loop number, device address, zone number (conventional or network), device reference, zone and/or device description

Mini PC fire panel - Espa converter

The NF3k-OPTO-ESPA 4.4.4 is a universal interface which is connected to the isolated RS232 port of a NF3000 fire panel either in a "stand alone" or ID²net network configuration. It uses the "Third Party Protocol" version 11 only in "full duplex" mode to send out informations coming from the fire detection panel to a pager or Dect system. The protocol used to communicate with the paging system is the standard Espa4.4.4.

This interface is also compatible with the NF50 (requires a HLS-OPTO-RS232 Optical isolation Transceiver), NF2000 (Uses the "Third Party Protocol" version 3) and Pearl fire panels.

The interface is delivered with an easy to use configuration tool, to set on site the configuration data and messages to display on the pagers.

The communication software allows to visualize in real time the communication which takes place on the incoming and outgoing serial ports and to send out a standard test message to the pager interface.

The programming is done using a remote access with VNC Viewer.

The NF3K-OPTO-ESPA includes:

Mini PC Fire panel
HLS-OPTO-RS232 (RS232
Optical Isolation Transceiver)

Specifications

- Operating voltage: 24VDC (+/- 20%)
- Power consumption: 420 mA
- RS232 serial ports: 3 (COM 1 Analog fire detection panel, NF range; COM 2 Pager system ESPA 4.4.4; COM 3 Activation new configuration/Third Party Protocol "Full Duplex"(NF3000 only)
- Dimensions (H x W x L): 150 mm x 162 mm x 26 mm
- Operating temperature: -5°C to +55°C
- Relative humidity: 10-95% (non condensing)

HLS-OPTO-RS232



RS232 optical isolation transceiver

Required when connection the NF3K-OPTO-ESPA to a NF50 panel.



Item available on request only. Please check the last price list for Lead time information.

9102.1322



Light universal Espa444 interface for the NF30/50 and NF3000

This interface has two RS232 communication ports to connect the NF30/50 and NF3000 NOTIFIER fire panel to a Pager system using the Standard Espa444 protocol. Both RS232 communication are constantly monitored. Communication based on TPP11, it doesn't support addresses above 99 and Sub address.

This interface is delivered with an USB programming cable and a Configuration software.

Specifications

- Operating voltage range: 9V to 30VDC
- Power consumption: 40 mA at 24VDC
- Dimensions: 94 mm x 180 mm x 57 mm

For spare parts, please refer to § Spare Parts at the end of this chapter (01. Intelligent Systems)



Please note that the below items are available on request only. Please check the last price list for Lead time information.

IS-OPC-NID3000-1C

NF3000 Opc server (stand alone panel)



This software allows monitoring the points of the NOTIFIER panels from any SCADA or monitoring software with the OPC client driver. Through the user interface, it is allowed to simulate the status of the OPC items without the need to be physically connected to the panel.

IS-OPC-NID3000-2C

NF3000 Opc server (2 panels)

IS-OPC-NID3000-5C

NF3000 Opc server (5 panels)

IS-OPC-NID3000-16C

NF3000 Opc server (16 panels)

IS-OPC-NID3000-32C

NF3000 Opc server (32 panels)

IBOX-NBF-NID3000

NF30/50/3000 Modbus gateway (stand alone panel)



This gateway allows to integrate the NOTIFIER panels through MODBUS protocol. The gateway acts as a MODBUS slave device. Commands toward the panel are allowed (conventional zones). Immediate response, operation based on events. DIN rail, wall or desktop mounting. Power from 9 to 30VDC (Power supply included).



Please contact your local sales representative if a solution is required with network zones.

IBOX-NBF-NID3000-2C

NF30/50/3000 Modbus gateway (2 panels)

IBOX-NBF-NID3000-5C

NF30/50/3000 Modbus gateway (5 panels)

IBOX-NBF-NID3000-16C

NF30/50/3000 Modbus gateway (16 panels)

IBOX-NBF-NID3000-32C

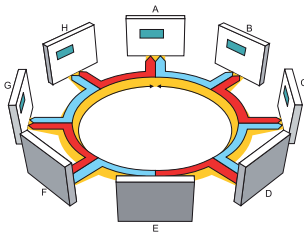
NF30/50/3000 Modbus gateway (32 panels)

IBOX-NBF-NID3000-64C

NF30/50/3000 Modbus gateway (64 panels)



ID²net Peer to Peer Network



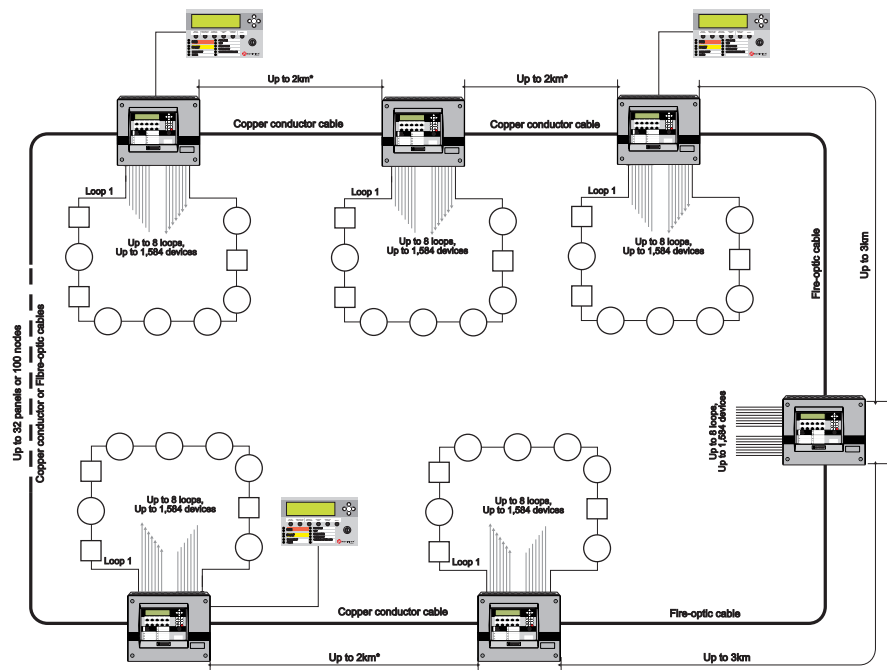
- Designed to exceed EN54 part 13
- "True" Peer to Peer performance
- Independent intelligence via on-board microprocessor
- Ultra High Speed Digital Communications
- Unique confirmed delivery messaging
- 100%, Fully supervised
- Multiple token, non-collision based architecture
- Integral, built-in diagnostics with PC Sniffer Tool
- On site installation/debugging facilities
- Full network transmission analysis
- Fault tolerance/detection per node
- Open circuits
- Short circuits
- Earth faults
- Anti-jam & anti-noise protection
- Priority messaging
- Predictable speeds regardless of network size
- Compatible with most cable types
- Up to 170 km wire cabling
- Fibre optic option module
- Up to 300 km fibre optic cabling
- Mix and match wire/fibre
- "Cable Booster" doubles node to node distance
- 32 panels and 100 nodes per network (1st Release)
- 50,688 intelligent points
- 8,160 zones
- "Virtual" front panel
- Sub-networking fall back operation
- "Peace of Mind" extended degrade mode
- On board diagnostic LED's
- On board monitored power input

The ID²net Network is designed to be installed in the NOTIFIER NF3000 intelligent Fire Alarm Panel – a modular 2 to 8 loop panel with a capacity of 198 intelligent devices per loop. A full range of intelligent sensors, advanced detection products, input and output devices, repeaters, mimic drivers and other peripherals is available to complement the NF3000.

The ID²net works without adding task to the attached fire panels and peripherals. In fact, since the panels are relieved of all networking responsibilities, they perform faster and become 100% fully dedicated to advanced alarm detection and alarm processing.

Each network gateway module on the ID²net has a powerful on-board microprocessor responsible for network integrity, including fault detection, message integrity, priority messaging, supervision, confirmed delivery messaging, high speed transfer and diagnostics.

The core network communications mechanism of ID²net is based on ARCNET® technology, which provides a proprietary Invitation-to-Transmit (ITT) or 'token-passing', non-collision based protocol. Multitoken passing ensures that all nodes have the same status on the network and all may communicate virtually simultaneously. There is no need for important messages to be held back; and once a message is on the network the ID²net ensures it is delivered. Although a single node may temporarily have sole authority to transmit between node pairs, no one node is allowed to functional description dominate the network. Message length is also limited, to prevent clutter and to facilitate high speed transmission.



020-647

ID²NET (NGM) network gateway module (P2P)




For use with ID²NET. 1 NGM.
 Required per NF3000 intelligent fire alarm panel.
 Requires Eprom version 4.xx.

For spare parts, please refer to § Spare Parts at the end of this chapter (01. Intelligent Systems)

020-643

Dual port fibre optic interface for multi mode fibre



The fibre optic interface PCB plugs directly into the NGM via a ribbon cable. Two ports are available for fibre optic communication (left & right channel).

TCF-142-S-ST

Single port fibre optic interface for single mode fibre



TCF-142-S-ST is used to connect repeaters over long distance on fibre optic cables. Requires a RS485 interface.



Item available on request only. Please check the last price list for Lead time information.

Specifications

- Operating temperature: -40°C to +75°C
- Dimensions: 100 mm x 22 mm x 67 mm
- Storage Temperature: -40 to 85°C (-40 to 185°F)
- Relative humidity: 5 to 95% (non-condensing)
- Input Power Voltage: 12 to 48 VDC
- Fiber communication distance: 20km

TCF-142-M-ST

Single port fibre optic interface for multi mode fibre



TCF-142-M-ST is used to connect repeaters over long distance on fibre optic cables. Requires a RS485 interface.



Item available on request only. Please check the last price list for Lead time information.

Specifications

- Operating temperature: -40°C to +75°C
- Dimensions: 100 mm x 22 mm x 67 mm
- Storage Temperature: -40 to 85°C (-40 to 185°F)
- Relative humidity: 5 to 95% (non-condensing)
- Input Power Voltage: 12 to 48 VDC
- Fiber communication distance: 2km

002-467

Network gateway unit (NGU)



NF3000 Peer to Peer Network Gateway with enclosure, network card, DC/DC converter.



- Options (not included):
- PSU-3A power supply unit
 - 020-643 Dual port fibre optic interface
 - Batteries (2 x 12Ah)

For spare parts, please refer to § Spare Parts at the end of this chapter (01. Intelligent Systems)



NFXI Series - Intelligent OPAL detectors with advanced protocol



- New mechanical platform with revolutionary chamber offering 3 doors:
 - Improved false alarm immunity
 - Improved detection across multiple fire types
 - Improved resilience to false alarms through dust reduced risk of false alarms through insects
- Includes advanced protocol
- Standard short circuit isolator with status control using the Advanced protocol
- Tri colour LED offering red, green and amber colour
- Rotary decade address switches 0 - 159
- Pure white colour to complement modern buildings
- 100% mechanical and electrical backwards compatibility
- New base design to complement the detector

The OPAL detectors have two integral tri-colour LEDs that provide 360° local visual indication of the device status. The LEDs are programmable with static or blinking red, amber and green status indications available. All OPAL detectors are environmentally friendly and meet the WEEE and RoHS legislative requirements, minimising end of life disposal costs, and are mechanically and electrically backwards compatible with existing devices.

Specifications

• Max Wire Gauge for Terminals:	2.5mm ²
• Colour:	Pure white
• Material:	PC/ABS
• Operating voltage range:	15 to 28.5VDC
• Isolation Current:	15mA at 24VDC
• Maximum continuous current:	1A (Switch closed)
• Temperature range:	-30°C to +70°C
• Relative humidity:	10 to 93% (non-condensing)
• Approved to:	EN54

Pure white

NFXI-OPT

Optical OPAL detector with isolator



The NFXI-OPT photoelectric smoke detector has a completely new detection chamber design, the result of many years of research and development. This delivers improved responsiveness, reduced sensitivity changes caused by settling dust and reduced false alarms resulting from insect ingress and other debris. The plug-in unit uses sophisticated processing circuitry that incorporates smoothing filters to help eliminate transient environmental noise conditions that can be the cause of unwanted alarms. The devices are managed by embedded software running complex algorithms that further improve resilience to false alarms and improve detection speed.

Specifications

• Weight:	97g (base inc)
• Dimensions (Ø x h):	102 mm x 43 mm in base B501AP
• Approved to:	EN54-17, EN54-5

CPR number: 0786-CPR-20640; VDS number: G209003

NFXI-TDIFF

Thermal OPAL detector - rate of rise, with isolator



The NFXI-TDIFF uses the same thermistor and microprocessor technology to provide an alarm when the rate of rise in temperature exceeds 10°C/minute (typical) or if the temperature exceeds a threshold of 58°C (Response Class A1R). With the implementation of the Advanced Protocol, any model can be software configured to be either a fixed 58°, a fixed 78° unit or a 58° with rate of rise device. For backwards compatibility and approval continuity, three separate versions continue to be available as separate part numbers.

Specifications

- Weight: 88g (without base)
- Dimensions (Ø x h): 102 mm x 61 mm in base B501AP
- Approved to: EN54-5. Class A1R, EN54-17

CPR number: 0786-CPR-20643; VDS number: G209006

NFXI-TFIX58

Thermal OPAL detector - 58°C fix, with isolator



The NFXI-TFIX58 is fixed temperature intelligent sensors employing low mass thermistors and microprocessor technology for fast response and linear temperature sensing. Their linear response allows these sensors to be used to signal temperatures over the range of 58°C (Class A1S).

Specifications

- Weight: 88g (without base)
- Dimensions (Ø x h): 102 mm x 61 mm in base B501AP
- Approved to: EN54-5. Class A1S, EN54-17

CPR number: 0786-CPR-20641; VDS number: G209004

NFXI-TFIX78

Thermal OPAL detector - 78°C fix, with isolator



The NFXI-TFIX78 is fixed temperature intelligent sensors employing low mass thermistors and microprocessor technology for fast response and linear temperature sensing. Their linear response allows these sensors to be used to signal temperatures of 78°C (Class BS).

Specifications

- Weight: 88g (without base)
- Dimensions (Ø x h): 102 mm x 61 mm in base B501AP
- Approved to: EN54-5. Class BS, EN54-17

CPR number: 0786-CPR-20642; VDS number: G209005



NFXI-SMT2

Smart2 - OPAL multi-detector (O/T), with isolator



The multi-criteria multi-sensor NFXI-SMT2 Photo Thermal detector uses thermal assistance to the core photoelectric smoke detector to give enhanced false alarm immunity and faster response to a wide range of incipient fires. The plug-in unit combines two separate sensing elements that are managed by embedded software to act as a single unit. The NFXI-SMT2 conforms to EN54-5, a 58°C fixed temperature and rate of rise thermal assistance conforming to EN54-7. The thermal detection function combines thermistor technology with a software corrected linear temperature response.

Specifications

- Weight: 97g (base inc)
- Dimensions (Ø x h): 102 mm x 43 mm in base B501AP
- Approved to: EN54-7, EN54-5, EN54-17

CPR number: 0786-CPR-20639; VDS number: G209002

NFXI-SMT3

Smart3 - OPAL multi-detector (O/T/IR), with isolator



The NFXI-SMT3 multi-criteria, multi-sensor Photo Thermal Infra Red (SMART3) detector is the environmentally friendly alternative to the ionisation detector, a technology that is now over sixty years old. The SMART3 offers comparable speed of response to the ionisation technology for a fast flaming fire and is less susceptible to false alarms. It can be deployed with confidence in locations where the main risk is from fast-developing flaming fires. SMART3 moves the goalposts in the fight against false alarms in the core detector space by delivering enhanced false alarm immunity. In addition to being an effective alternative to ionisation units, SMART3 offers better performance over the alternative technologies of dual angle or dual wavelength optical detectors and photo-thermal detectors.

Specifications

- Weight: 102g (base inc)
- Dimensions (Ø x h): 102 mm x 63 mm in base B501AP
- Approved to: EN54-7, EN54-5, EN54-17

CPR number: 0786-CPR-20638; VDS number: G209001

Detector Series for Retrofit & Black Ceilings



The OPAL detectors have two integral tri-colour LEDs that provide 360° local visual indication of the device status. The LEDs are programmable with static or blinking red, amber and green status indications available.

All OPAL detectors are environmentally friendly and meet the WEEE and RoHS legislative requirements, minimising end of life disposal costs, and are mechanically and electrically backwards compatible with existing devices.



Please note that ivory and black detectors are non-standard items. Please check the price list for lead time.

- New mechanical platform with revolutionary chamber offering:
 - Improved false alarm immunity
 - Improved detection across multiple fire types
 - Improved resilience to false alarms through dust reduced risk of false alarms through insects
- Includes advanced protocol
- Available without short circuit isolator (ivory version only).
- Tri colour LED offering red, green and amber colour
- Rotary decade address switches
- Ivory colour to complement with retrofit installations using ivory bases and detectors.
- 100% mechanical and electrical backwards compatibility

Specifications

• Max Wire Gauge for Terminals:	2.5mm ²
• Material:	PC/ABS
• Operating voltage range:	15 to 28.5VDC
• Isolation Current:	15mA at 24VDC
• Maximum continuous current:	1A (Switch closed)
• Temperature range:	-30°C to +70°C
• Relative humidity:	10 to 93% (non-condensing)
• Approved to:	EN54

Ivory

NFX-OPT-IV

Optical OPAL detector

CPR number: 0786-CPR-20646; VDS number: G209009

NFX-TFIX58-IV

Thermal OPAL detector - 58°C fix

CPR number: 0786-CPR-20647; VDS number: G209010

NFX-TFIX78-IV

Thermal OPAL detector - 78°C fix

CPR number: 0786-CPR-20648; VDS number: G209011

NFX-TDIFF-IV

Thermal OPAL detector - rate of rise (58°C-10°C/min)

CPR number: 0786-CPR-20649; VDS number: G209012

NFX-SMT2-IV

SMART2 - OPAL multi-detector (O/T)

CPR number: 0786-CPR-20645; VDS number: G209008

NFX-SMT3-IV

SMART3 - OPAL multi-detector (O/T/IR)

CPR number: 0786-CPR-20644; VDS number: G209007

For spare parts, please refer to § Spare Parts at the end of this chapter (01. Intelligent Systems)



Black

NFXI-OPT-BK	Optical OPAL detector with isolator
NFXI-TDIFF-BK	Thermal OPAL detector - rate of rise (58°C; 10°C/min) , with isolator
NFXI-SMT2-BK	SMART2 - OPAL multi-detector (O/T), with isolator

SMART4 - Intelligent multi criteria detector



- Unique, true four sensor Multi-criteria detector.
- Fully integrated Infra Red sensor to support the fire alarm decision.
- CO gas sensing for fastest response to slow developing and smouldering fires.
- Highest possible immunity to unwanted alarms.
- Automatic drift compensation of smoke sensor and CO cell.
- Twin LED indicators providing 360° visibility
- Wide temperature range.
- Built in test switch
- Stable communication with high noise immunity

The SMART4 combines 4 separate sensing elements to act as a single unit. CO sensing (using EC technology) for monitoring CO products from a smouldering fire, IR sensing for measuring ambient light levels and flame signatures, optical smoke detection and heat detection.

The integration of continual monitoring for all four major elements of a fire has enabled us to create a detector that responds far more quickly to an actual fire and has the highest immunity to nuisances. The operating philosophy behind SMART4 was to configure it so that it normally operates at a high immunity level, changing to become very sensitive to fires when fire characteristics are sensed. In this way transient nuisances are monitored and ignored, reducing the false alarm rate.

SMART4 is managed by on-board intelligence running some very advanced algorithms, which dynamically adjust the detection profile of the device in response to the input from the sensors, enabling it to be re-characterised on the fly as the ambient conditions change. Based upon the sensor signals, the program is dynamically changing sensor thresholds, changing sensor gain, changing time delays, changing combination, changing sampling rates, changing averaging rates and, if any sensor fails, changing sensitivity of the remaining sensors as well as indicating a fault condition.

The IR light sensor helps the detector recognise specific situations such as welding and makes adjustments rapidly in order to further reduce the potential for false alarms caused by nuisances.

Specifications

• Height:	66 mm installed in B501 base
• Diameter:	102 mm installed in B501 base
• Weight:	176g (inc base)
• Max Wire Gauge for Terminals:	2.5mm ²
• Material:	BayblendFR110
• Temperature range:	-20°C to +55°C
• Relative humidity:	15 to 90% (non-condensing)
• CO limits:	0-500ppm

CPR number: 0832-CPR-F0749; VDS number: G207056

IRX-751CTEM-WH	SMART 4 - Intelligent multi criteria detector - pure white
IRX-751CTEM-IV	SMART 4 - Intelligent multi criteria detector - ivory



Item available on request only. Please check the last price list for Lead time information.

VIEW™ detection - Intelligent High Sensitive Laser Detector



- Very Intelligent Early Warning (VIEW™) smoke detection
- Alternative to Aspiration Systems
- Advanced laser light source and patented optical design
- Sleek low profile design
- Intelligent communications
- Stable communication technical with high noise immunity
- Pre-Alarm sensitivity to 0.07%/ m & alarm sensitivity to 0.1%/m
- Low standby current
- Rotary decade 01 to 99 address switches
- Dual LED design provides 360° viewing angle.
- Visible Two-colour LEDs blink green when the sensor is addressed (optional), steady red for alarm
- Built-in functional test switch activated by external magnet
- Optional relay, isolator, or sounder bases
- LPCB, VDS and BOSEC

The FSL-751E is an intelligent, low profile high sensitivity smoke sensor designed for use with NOTIFIER intelligent fire alarm control panels.

The unique design of this sensor uses an extremely bright, tightly focused laser diode, with special lens and mirror optics, combined with enhanced AWACSTM algorithms in the NOTIFIER fire control panel, to achieve a signal-to-noise ratio allowing smoke detection sensitivity up to 50 times greater than traditional photoelectric technology. In addition, the light beam and algorithms, allow the system to differentiate between dust and smoke particles.

Using these algorithms, the VIEW™ system provides drift compensation, three levels of maintenance alert, selection of nine alarm levels and nine pre-alarm levels. The system includes a self-learn sensitivity adjustment to set the pre-alarm level just above the peak levels sensed over extended periods for each sensor's actual environment. Multiple sensor algorithms permit the control equipment to consider readings from up to six sensors in an area to provide faster detection of incipient fires. The AWACSTM algorithm also includes the ability to add reference sensors, such that smoke particles in the incoming air supply to an area can be compensated for further reducing the possibility of unwanted alarm.

Using a point type intelligent sensor, the VIEW™ system inherently does not have transit times from sensing points to a detector, delaying the sensing of a fire condition and since it does not rely on a single sensor for the room, no dilution can occur. A point sensor also enables the control panel to provide the operator with a pinpoint description of where the fire is located rather than a room alarm.

Specifications

- Height: 43mm installed in B501AP base
- Diameter: 104mm installed in B501AP base
- Weight: 102g (inc base)
- Operating voltage range: 15 to 32VDC
- Temperature range: -10°C to +60°C
- Relative humidity: 10 to 93% (non-condensing)
- Maximum Alarm Current: 6.5 mA @ 24VDC (with LED enabled)
- Current consumption: - 230 mA @ 24 VDC (no comm.),
- 255 mA @ 24 VDC (one comm. every 5 sec. with LED enabled).
- Approved to: EN54-7

CPR number: 0832-CPR-F1617; VDS number: G203049

FSL-751E

Intelligent high sensitive laser sensor - Ivory

FSL-751E-W

Intelligent high sensitive laser sensor - white cover included

WCK-VIEW

White cover for FSL-751E



Intelligent Detector Accessories

Pure white

B501AP

Standard mounting base



Standard mounting base for intelligent NFXI Series detectors. Contains address tag.

Specifications

- Dimensions (Ø x h): 102 mm x 22.5 mm
- Operating temperature range: -10°C to +60°C
- Relative humidity: 10% to 93% (non-condensing)
- Operating voltage: 15 to 32 VDC

- Rugged industrial construction
- Electronic free base allowing cabling to be tested for continuity prior to the installation of the sensors
- Compact stylish design
- Easy plug in the head of base
- Tamper proof feature
- SEMS screws for easy wiring

B524HTR-WH

Heated base



Standard base with heater, compatible with the NFXI series. Raises the temperature of the detector to avoid condensation in the detection room.

Specifications

- Dimensions (Ø x h): 102 mm x 26 mm
- Operating temperature range: -10°C to +60°C
- Relative humidity: 10% to 93% (non-condensing)
- Operating voltage: 15 to 28.5 VDC
- Standby Current: Max 100µA
- Maximum cable size: 2.5mm²



Requires 24VDC power supply.

Ivory

B501AP-IV

Standard mounting base, ivory

B524IEFT-1

Mounting base with FET isolator, ivory

CPD number: 0832-CPD-0925

B524HTR

Heated base, ivory

Black

B501AP-BK

Standard mounting base, black

Accessories

RMK400AP

Recess mounting kit



For suspended and drywall ceilings. For use with B501AP base.

Specifications

- Weight: 100g
- Diameter: internal 103 mm; ext. 143,5 mm
- Material: PC/ABS Pure white

SMK400EAP

Surface mounting kit



Provides for entry of surface wiring conduit. For use with standard B501AP base.

Specifications

- Weight: 55g
- Dimensions (Ø x h): 102 mm x 34 mm
- Material: PC/ABS Pure White

WB-1AP

Wet base shroud



Adapter base enclosure for humid environments. For use with standard B501AP base. Three mounting options are possible: surface mounting, cable mounting and pendant mounting.

Specifications

- Weight: 200g
- Dimensions (Ø x h): 110 mm x 69 mm
- Material: PC/ABS Pure white

IBS-LIDW

Base cover for B501AP & ABS base sounders (pack of 10)



Pack of 10 pieces.



BA1AP

AP base conduit adapter, white



Item available on request only. Please check the last price list for Lead time information.

SFT2000

Installation adaptor for suspended ceiling (pack of 10)



The mounting adapter is used for the quick and secure attachment of bases of the NFXI, SD800 and ECO detector series to suspended ceiling systems. It saves the usage of special hollow cavity fasteners, since the mounting screws of the bases are screwed directly into the slots of the mounting adapter. The mounting adapter offers additional advantages in the fixing of the cables, rigid/flexible cable inlays and threaded cable connections.



Pack of 10 pieces.

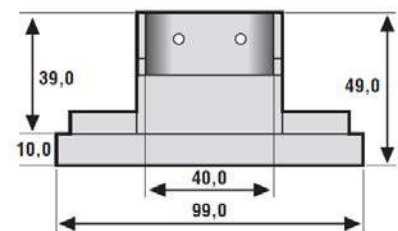
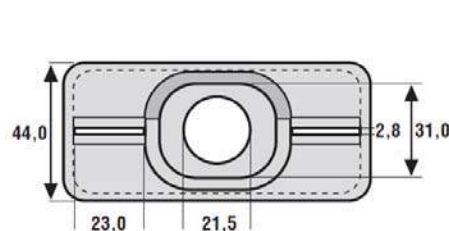
Specifications

- Material: ABS

Application examples for the fixing of the cables, rigid/flexible cable inlays and threaded cable connections:



Dimensions in mm:



Ivory

RMK400AP-IV	Recess mounting kit
SMK400EAP-IV	Surface mounting kit
WB-1AP-IV	Wet base shroud
IBS-LIDDW	Base cover for B501AP-IV, B401 & ABS base sounders (pack of 10)



Pack of 10 pieces.

Remote indicators

NEW

INDICATOR

LED remote indicator, white



Typical applications:

- All rooms permanently locked (boiler rooms, computer rooms, cupboards,...)
- Health buildings
- Find faster alarm location.

The remote indicator has been designed for direct connection to all NOTIFIER fire detectors. It provides a visual alarm indication of the room in which the detector is installed.

Specifications

• Dimensions (H x W x D):	86 mm x 46.3 mm x 21.9 mm
• IP rating:	IP43
• Terminals:	Screw
• Maximum wire section:	1.5mm ²
• Operating temperature:	-10°C to +70°C
• Voltage range:	2,5 to 3.5 VDC
• Maximum current:	20mA
• Weight:	27g
• Material:	ABS retardant

NEW

INDICATOR CEILING LED

LED remote indicator for ceiling mounting applications



Typical applications:

- All rooms permanently locked (boiler rooms, computer rooms, cupboards,...)
- Health buildings
- Find faster alarm location.

The remote indicator has been designed for direct connection to all NOTIFIER fire detectors. It provides a visual alarm indication in the ceiling of the room in which the detector is installed. This allows to identify faster the detector in alarm.

Specifications

• Dimensions (H x W x D):	39.8 mm x 36.8 mm x 25 mm
• Terminals:	Screw
• Maximum wire section:	1.5mm ²
• Operating temperature:	5°C to +50°C
• Voltage range:	3 to 4.5 VDC
• Maximum current:	9.5mA @ 3.7 VDC
• Weight:	12g
• Material:	Polycarbonate

For spare parts, please refer to § Spare Parts at the end of this chapter (01. Intelligent Systems)



NEW

INDICATOR FLOOR LED

LED remote indicator for floor mounting applications



Typical applications:

- All rooms permanently locked (boiler rooms, computer rooms, cupboards,...)
- Health buildings
- Find faster alarm location.

The remote indicator has been designed for direct connection to all NOTIFIER fire detectors. It provides a visual alarm indication in the floor of the room in which the detector is installed. This allows to identify faster the detector in alarm.

Specifications

• Dimensions (H x W x D):	36 mm x 31.5 mm x 25 mm
• Terminals:	Screw
• Maximum wire section:	1.5mm ²
• Operating temperature:	5°C to +50°C
• Voltage range:	3 to 4.5 VDC
• Maximum current:	9.5mA @ 3.7 VDC
• Weight:	9g
• Material:	Polycarbonate

IRK-E-SI

LED remote indicator, ivory



Surface mounted on the supplied mounting plate.
Led's will not blink in normal mode on intelligent systems.

Specifications

• Dimensions (H x W x D):	86 mm x 86 mm x 36 mm
• IP rating:	IP40
• Operating temperature:	-10°C to +70°C
• Voltage range:	2,5 to 30 VDC
• Maximum current:	25mA
• Maximum cable size:	1.5mm ²

IRK-W-1224

Waterproof remote indicator



Led based technology. Surface mounted.
LED will blink in normal mode on intelligent systems.

Specifications

• IP rating:	IP55
• Voltage range:	12-24VDC

InnovairFLEX™

DNRE

Duct detector housing



The DNRE Air Duct Smoke Detector uses photoelectric technology for the detection of smoke. This detection method, when combined with an efficient housing design, samples air passing through the duct and allows detection of a developing hazardous condition.

The DNRE provides a remote alarm output for use with auxiliary devices, such as the RA100Z remote LED annunciator, as well as remote test capability with the RTS151 or RTS151KEY Remote Test Stations.

Compatible with OPAL Series detectors.



To be ordered separately: Detector & DST-xx Inlet Sampling Tube.

Specifications

- Voltage supply: 24VDC
- Air velocity rating: from 1.5m/s to 20.3m/s
- Dimensions (W x H x D): 370 mm x 127 mm x 63.5 mm
- Weight: 820g
- Operating temperature: -20°C to +70°C
- Relative humidity: 0% to 95% (non-condensing)
- IP rating: IP40

Air Inlet Tubes for InnovairFLEX™



DNRE requires an inlet sampling tube as listed below.

Specifications

- Diameter: 18 mm
- Length:
 - DST-1: 30 cm
 - DST-1.5: 45.7 cm
 - DST-3: 91.6 cm
 - DST-5: 152 cm
 - DST-10: 325.5 cm

DST-1 Inlet sampling tube (30 cm)

DST-1.5 Inlet sampling tube (45.7 cm)

DST-3 Inlet sampling tube (91.6 cm)

DST-5 Inlet sampling tube (152 cm)

DST-10 Inlet sampling tube (325.5 cm)



Accessories for InnovairFLEX™

RTS151

Remote test station



Proof remote station for DNRE and D2E.



24VDC external power supply is required, according to EN54-4.

RTS151KEY

Remote test station with key



Proof remote station for DNRE and D2E with key.



24VDC external power supply is required, according to EN54-4.

RA100Z

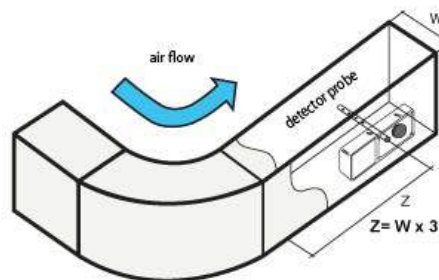
Remote annunciator



Remote indicator with LED for DNRE and D2E.



Item available on request only. Please check the last price list for lead time information.



WM2348

Surface mounting box for RTS151KEY



Specifications

- Dimensions (W x H x D): 78 mm x 122 mm x 45 mm

Intelligent Beam Detectors

Advanced Protocol Intelligent Beam Detectors - NFXI-BEAM(-T)



- Combined transmitter and receiver unit
- Connects directly to the intelligent loop
- Range 5-100 metres
- 4 fixed sensitivity/threshold adjustment
- 2 automatic variable sensitivity modes
- Operates in the Infra-Red light spectrum
- Numerical indicators to aid beam alignment
- Standby, fault and alarm LED indicators visible from the front and bottom
- ± 10° horizontal & vertical beam alignment
- Automatic drift compensation
- Approved to EN54-12
- Unique servo operated test filter (NFXI-BEAM-T)
- Uses the Opal Advanced Protocol
- Loop Powered
- Contains a short-circuit isolator

The NFXI-BEAM and NFXI-BEAM-T are intelligent reflector type linear optical beam smoke detectors designed to operate as a component of an intelligent fire alarm system. They operate primarily on the principle of light obscuration utilising infra-red beam. Optical beam smoke detectors are particularly appropriate for protecting buildings with large open spaces such as warehouses, atriums etc.

The NFXI-BEAM and NFXI-BEAM-T detectors are combined transmitter/receiver units, which can be directly connected to an intelligent loop. The Infra-Red transmitter generates a beam of light towards a high efficiency reflector. The reflector returns the beam to the receiver where an analysis of the received signal is made. The change in the strength of the received signal is used to determine the alarm condition. The NFXI-BEAM-T features a unique remote test capability that fully tests both the optics and the electronics of the device. An optical filter is automatically introduced in front of the optics, attenuating the returned beam and causing the unit to go into alarm.

Specifications

- Weight: 1.77kg
- Detector dimensions (W x H x D): 190 mm x 254 mm x 84 mm
- Reflector dimensions (W x H): 200 mm x 230 mm
- Current consumption:
 - Typical Standby: 2mA @ 24VDC (No communications, LED off)
 - Max. Alarm Current (LED on): 8.5mA
- Operating voltage range: 15 to 32VDC (24VDC Nominal) 15 to 29 VDC if using built-in isolators
- Operating Temperature Range: -30°C to +55°C
- IP Rating: IP54
- Relative humidity: 0% to 95% (non condensing)
- Approved to: EN54-12, EN54-17

CPD-number: 0832-CPD-0330; VDS number: G205035

NFXI-BEAM

100m addr. reflective IR beam detector



Includes: Beam detector and Short range reflector (5-70m).

NFXI-BEAM-T

100m addr. reflective IR beam detector with self test tool


Same as NFXI-BEAM with servo motored test tool.



Beam Detector Accessories

BEAM-LRK

Long-range reflector (70m-100m)



The BEAM-LRK kit contains 3 reflectors (200mm x 230mm). In combination with the short range reflector supplied with the beam, the 4 reflectors mounted in square form one big reflector surface which extends the beam range over 70m, up to a maximum distance of 100m.

BEAM-SMK

Surface mounting box



Absolutely needed when using the mounting Bracket kit.

BEAM-MMK

Mounting bracket - swivel type



Used for wall mount and ceiling mount applications.



Must be used together with surface mounting box BEAM-SMK. (Beam not included.)

BEAM-HK

Heater kit for beam detector



Avoid condensation problems in non heated rooms.

Specifications

- Voltage: 15 to 32V
- Current: 92mA max at 32V
- Power consumption:
 - nominal: 1.6W at 24V
 - maximum: 3W at 32V

BEAM-HKR

Heater kit for reflector



Avoid condensation problems in non heated rooms.

Specifications

- Voltage: 15 to 32V
- Current: 450mA max at 32V
- Power consumption: - nominal: 7.7W at 24V
- maximum: 15W at 32V

1

2

3

4

5

6

7

Intelligent Manual Call Points

Indoor (IP24)



- Unique 'Plug & Play' installation concept
- Re-settable operating element
- Intelligent communications
- Semi-Flush or surface mounting
- Fully compliant with EN54, Part 11
- Backward compatibility
- Enhanced aesthetics
- Integral LED
- Integral loop isolation

M700KACI, with an integrated isolator, is designed to provide a manual alarm interface to NOTIFIER's fire alarm control panel. Installation efficiency, flexibility and compliance with the latest standards are at the heart of the call point range.

The unique 'plug and play' concept is designed specifically to reduce installation time by using a terminal block which can be wired during the initial installation cabling with a link (P102) to provide continuity for testing. During the commissioning phase, the links are removed and the terminal block is simply inserted into the connector at the back of the unit. No re-termination is required.

The standard unit is supplied with a resettable operating element (PS230). Operation of the resettable element, as well as being indicated by the units LED, is also indicated by a yellow strip on the element which becomes visible when activated. With the addition of a hinged transparent cover (PS200) the element may be protected against accidental operation and may be further protected by using a cover seal (PS056) which requires breaking in order to operate the unit.

The call point uses one of 99 possible addresses which is simply 'dialled in' using the two rotary decade switches on the rear of the unit. A specialist test key may be inserted into the bottom of the unit to lower the glass and release the micro-switch and thus a full functional test is achieved.

Specifications

- Weight: Flush: 110g / Surface: 160g
- Dimensions (W x H x D):
 - Semi-flush mounting: 89 mm x 93 mm x 27.5 mm
 - Surface mounting: 89 mm x 93 mm x 59.5 mm
- Operating temperature: -10°C to +55°C
- Relative humidity: 0% to 95% (non-condensing)
- IP Rating: IP24
- Color: RAL3001
- Approved to: EN54-11, EN-17

CPD number: 0832-CPD-0702

Red



The red M700KACI call points contain:
 - Operating element label: EN54-11 "Dot & Arrows"
 - Function label: Burning House

M700KACI-FF

MCP flush with flexible element & isolator

Yellow



The M700KACI-FF-Y call point contains:
 - Operating Element label: EN54-11 'dot & arrows'
 - Function label: Plain color

M700KACI-FF-Y

MCP flush with flexible element & isolator, yellow

Water resistant (IP67)



Specifications

- Weight: 270g
- Dimensions (WxHxD): 97.5 mm x 93 mm x 65.5 mm
- Operating temperature: -30°C to +70°C
- Color: RAL3001
- Approved to: EN54-11, EN54-17

CPD number: 0832-CPD-0892

Red



The red call M700WCP call points contain:
 - Operating element label: EN54-11 "Dot & Arrows"
 - Function label: Burning House

M700WCP-R-I-SF

MCP surface with flexible element & isolator

Yellow



The M700WCP call points in other colors contain:
 - Operating Element label: EN54-11 'dot & arrows'
 - Function label: Plain color



Items available on request only. Please check the last price list for Lead time information.

M700WCP-Y-I-SF

MCP surface with flexible element & isolator, yellow

M700KACI Intelligent Manual Call Point Accessories

Surface Mounting boxes



Not compatible with DIN series

SR1T

Surface mounting box, red

SY1T

Surface mounting box, yellow

For spare parts, please refer to § Spare Parts at the end of this chapter (01. Intelligent Systems)



Accessories

PS200

Transparent protective hinged cover

DIN Series Manual Call Points

NFXI-DKMR

DIN class B call point with isolator - red



With symbol "Burning House".
Setting by push button or by a programming adapter kit BK200-X.
Without key.



Item available on request only. Please check the last price list for Lead time information.

Specifications

- Weight: 400g
- Dimensions (WxHxD): 124 mm x 124 mm x 33 mm
- Operating temperature: -10°C to +60°C
- Color: RAL3000
- Relative humidity: 10% to 93% (non-condensing)
- IP rating: IP43
- Approved to: EN54-11, EN54-17

CPD number: 0786-CPD-20389; VDS number: G205067

NFXI-DKMB

DIN class B call point with isolator - blue



With TEXT "HAUSALARM".
Setting by push button or by a programming adapter kit BK200-X.
Without key.



Item available on request only. Please check the last price list for Lead time information.

DIN Series Accessories



The below items are available on request only. Please check the last price list for Lead time information.

BK200-X

Programming adapter for DKM call point

Intelligent Modules

M700 Series



The M700 series modules is designed for use with any NOTIFIER protocol fire alarm control panel and includes selectable loop isolation in every device.

- Intelligent communications
- Built-in type identification automatically identifies these devices to the control panel (not M700X)
- Stable communication technique with high noise immunity
- Rotary decade 01 to 159 address switches (not M700X)
- Common mounting options including Surface Mount, Panel Mount and DIN Rail Mount.
- Tri-colour LED's
- Powered directly by 2-wire loop. No additional power required (except M701)
- Plug-in terminal connections for ease of field wiring
- Approved to EN54-17/18

M710

Single supervised input module



The M710 module monitors a single input device circuit of normally open dry contact alarm activation devices.

Specifications

- Dimensions (W x H x D): 94 mm x 93 mm x 23 mm
- Weight: 90g
- Current consumption:
 - 310 μ A @ 24 VDC (no comm.);
 - 510 μ A @ 24 VDC (one comm. every 5 sec. with LED blink enabled).
- Operating voltage: 15 to 30VDC peak
- Operating temperature: -20°C to +60°C
- Relative humidity: 0% to 95% (non-condensing)

CPD number: 0786-CPD-20342; VdS number: G202160

M720

Double supervised input module



The M720 dual monitor module provides two supervised input device circuits of normally open dry contact alarm activation devices.

Specifications

- Dimensions (W x H x D): 94 mm x 93 mm x 23 mm
- Weight: 90g
- Current consumption:
 - 340 μ A @ 24 VDC (no comm.);
 - 600 μ A @ 24 VDC (one comm. every 5 sec. with LED blink enabled).
- Operating voltage: 15 to 30VDC peak
- Operating temperature: -20°C to +60°C
- Relative humidity: 0% to 95% (non-condensing)

CPD number: 0786-CPD-20342; VdS number: G202160



M721

Double supervised input + single relay output



In addition the M721 dual input, single relay output module, as well as providing two supervised inputs also provides a single change over relay output rated at 2A @30VDC.

The M720 module uses two addresses and the M721 uses three addresses of 99 available module addresses on a loop and responds to regular polls from the control panel reporting its type and the status (open/normal/short) of their supervised device circuits.

Specifications

- Dimensions (W x H x D): 94 mm x 93 mm x 23 mm
- Weight: 102g
- Current consumption:
 - 340 µA @ 24 VDC (no comm.)
 - 660 µA @ 24 VDC (one comm. every 5 sec. with LED blink enabled)
- Operating voltage: 15 to 30VDC peak
- Operating temperature: -20°C to +60°C
- Relative humidity: 0% to 95% (non-condensing)

CPD number: 0786-CPD-20343; VdS number: G202159

M701

Single supervised output module



The M701 control module provides a monitored single output circuit for use with polarised loads (sounder circuit) which requires a suitable power source (7VDC - 30VDC) for the connected load. Alternatively the same device may be placed in to an unsupervised mode which can then be used to control any switched load up to 2A @ 30VDC.

Specifications

- Dimensions (W x H x D): 94 mm x 93 mm x 23 mm
- Weight: 102g
- Current consumption:
 - 310 µA @ 24 VDC (no comm.)
 - 510 µA @ 24 VDC (one comm. every 5 sec. with LED blink enabled).
- Operating voltage: 15 to 30VDC peak
- Operating temperature: -20°C to +60°C
- Relative humidity: 0% to 95% (non-condensing)

CPD number: 0786-CPD-20341; VdS number: G202161

M701-240

Single 250VAC (nominal 230VAC) /5A relay module



The M701-240 provides two (1 x N.O., 1 x N.C.) 250Vac (nominal 230Vac), 5A contact outputs.

The M701-240 is provided complete with a surface mounting back box.

Specifications

- Dimensions (W x H x D): 94 mm x 93 mm x 23 mm
- Weight: 200g
- Current consumption:
 - 275 µA @ 24 VDC (no comm.)
 - 445 µA @ 24 VDC (one comm. every 5 sec. with LED blink enabled)
- Operating voltage: 15 to 30VDC peak
- Operating temperature: -20°C to +60°C
- Relative humidity: 0% to 95% (non-condensing)

CPD number: 0786-CPD-20341; VdS number: G202161

M701-240 KO

Single 240VAC/5A relay module (knock outs)



Wall mount with knockouts and rubber grommets, direct decade address entry and tri-colour LED's complete with built-in isolator.

Specifications

- Dimensions (W x H x D): 94 mm x 93 mm x 23 mm
- Weight: 200g
- Current consumption:
 - 275 μ A @ 24 VDC (no comm.),
 - 445 μ A @ 24 VDC (one comm. every 5 sec. with LED blink enabled)
- Operating voltage: 15 to 30VDC peak
- Operating temperature: -20°C to +60°C
- Relative humidity: 0% to 95% (non-condensing)

CPD number: 0786-CPD-20341; VdS number: G202161

M701-240-DIN

Single 240VAC/5A relay module (DIN rail mounting)



The M701-240-DIN provide two (1 x N.O., 1 x N.C.) 250Vac (nominal 230Vac), 5Amp contact outputs.

Complete with DIN mounting enclosure, direct decade address entry and tri-colour LED's complete with built-in isolator.

Specifications

- Weight: 195g
- Current consumption:
 - 275 μ A @ 24 VDC (no comm.),
 - 445 μ A @ 24 VDC (one comm. every 5 sec. with LED blink enabled)
- Operating voltage: 15 to 30VDC peak
- Operating temperature: -20°C to +60°C
- Relative humidity: 0% to 95% (non-condensing)

CPD number: 0786-CPD-20341; VdS number: G202161

M700X

Single isolator module



Complete with plug-in screw connections and tri-colour LED.

Specifications

- Dimensions (W x H x D): 94 mm x 93 mm x 23 mm
- Weight: 62g
- Current consumption: 200 μ A @ 24 VDC
- Operating voltage: 15 to 30VDC peak
- Operating temperature: -20°C to +60°C
- Relative humidity: 0% to 95% (non-condensing)

CPD number: 0786-CPD-20340; VdS number: G202157



M710-CZR

Conventional zone input module - resistive



Complete with end of line resistors, plug-in screw connections, direct decade address entry and tri-colour LED's complete with built-in isolator.

Specifications

- Dimensions (W x H x D): 94 mm x 93 mm x 23 mm
- Weight: 90g
- Current consumption:
 - 310 µA @ 24 VDC (no comm.);
 - 510 µA @ 24 VDC (one comm. every 5 sec. with LED blink enabled)
- Operating voltage: 15 to 30VDC peak
- Operating temperature: -20°C to +60°C
- Relative humidity: 0% to 95% (non-condensing)

CPD number: 0832-CPD-1391; VdS number: G210089

M200-SMB

Surface mount box



Compatible with M700 series modules.

Specifications

- Dimensions (W x H x D): 139 mm x 134 mm x 40 mm
- IP rating: IP50

M200-SMB KO

Surface mount box with knock outs



Compatible with M700 series modules.
Complete with rubber grommets.

Specifications

- Dimensions (W x H x D): 139 mm x 134 mm x 40 mm

M200-PMB


Panel mounting bracket



With 2 holes for fixing.
To be used with M700 series modules.

M200-DIN

DIN-Rail bracket



To be used with M700 series modules.

For spare parts, please refer to § Spare Parts at the end of this chapter (01. Intelligent Systems)

ISO524-1

Micro isolator module



To build inside SR3T back box of intelligent call point.

Specifications

- Approved to: EN54-17

MMX-10ME

10 way intelligent input monitor card *



Complete with end of line resistors, individual input disable switches, plug in screw connections and on board LED's with the facility for external LED's (unboxed). Max. 4 connections on an intelligent loop.

Specifications

- Dimensions (W x H x D): 233 mm x 70 mm x 13 mm
- Approved to: EN54-18

CPR number: 1293-CPR-0530

CMX-10RME

10 way intelligent relay control card *



Complete with individual output disable switches, plug in screw connections and on board LED's with the facility for external LED's (unboxed). Max. 4 connections on an intelligent loop.

Specifications

- Dimensions (W x H x D): 233 mm x 70 mm x 13 mm
- Contact rating: 30VDC - 2A
- Approved to: EN54-18

CPR number: 1293-CPR-0532

MCX-55ME

5 way intelligent input monitor & 5 way intelligent relay *



Complete with end of line resistors and relays (30VDC - 1A) on board LED's with the facility for external LED's (unboxed). Max. 4 connections on an intelligent loop.

Specifications

- Dimensions (W x H x D): 233 mm x 70 mm x 13 mm
- Contact rating: 30VDC - 2A
- Approved to: EN54-18

CPR number: 1293-CPR-0529



These modules use CLIP addresses.

*: Pay attention to the max. number of CLIP addresses on advanced loop when loop communication is in advanced protocol.



CZ-6

6 way zone interface module *



The CZ-6 way zone interface module is intended for use in an intelligent alarm system. Each input module provides an interface between the intelligent alarm system and a conventional alarm system loop. A common SLC input is used for all modules, and the initiating device loops share a common supervisory supply and ground. Otherwise, each monitor operates independently from the others. Requires a separate reset.

Specifications

- Weight: 360g
- Dimensions (W x H x D): 147 mm x 185 mm x 25 mm
- Normal operating voltage: 15-32 VDC
- Stand-By Current: 2 mA
- Temperature Range: 0°C to 49°C
- Relative humidity: 10 to 85% (non-condensing)
- Approved to: EN54-18

CPD number: 0832-CPD-0929

SC-6

6 way supervised sounders output module *



The SC-6 six way supervised sounder output module is intended for use in an intelligent alarm system. Each module is intended for switching applications involving DC which require wiring supervision. A common SLC input is used for all modules. Each module has its own address. A pair of rotary code switches is used to set the address of the first module from 01 to 94. The remaining modules are automatically assigned to the next five higher addresses.

Provisions are included for disabling a maximum of three unused modules to release the addresses to be used elsewhere. Each module also has panel controlled green LED indicators. The panel can cause the LEDs to blink, latch on, or latch off.

Specifications

- Weight: 460g
- Dimensions (W x H x D): 147 mm x 185 mm x 25 mm
- Normal Operating Voltage: 15-32VDC
- Stand-By Current: 2.25 mA
- Temperature Range: -10°C to 55°C
- Relative humidity: 10 to 93% (non-condensing)
- Approved to: EN54-18

CPD number: 0832-CPD-0930

NFX-MM1M

Intelligent mini monitor module



Intelligent mini monitor module with 1 monitored input circuit, to supervise alarm initiating devices or technical signals that have voltage free contact. It connects directly to the intelligent communication loop.

Compatible with OPAL (159 + 159) and CLIP (99 + 99) protocols.

Specifications

- Weight: 57g
- Dimensions (W x H x D): 71 mm x 33 mm x 15 mm
- Approved to: EN54-18

CPD number: 0359-CPD-0176; VDS number: G214119




These modules use CLIP addresses.

*: Pay attention to the max. number of CLIP addresses on advanced loop when loop communication is in advanced protocol.

MMX-102E/KAC

Intelligent remote indicator driver (LED output)



Intelligent LED output module to be used for driving a remote indicator. It connects directly to the intelligent communication loop in CLIP only.

Specifications

- Dimensions (W x H x D): 80 mm x 65 mm x 20mm

002-439

Multi-mount enclosure (MME)



Metal box in NOTIFIER grey colour (RAL7021). Can hold two standard size modules or two 10 way I/O module MMX-10ME, CMX-10RME, or two mains relay modules.

SMB6-V0

Multi-mount ABS antistatic box



VO Flame retardant box in NOTIFIER grey colour. Can hold up to 6 M700 modules (DIN accessory is not required). Compatible with MMX-10ME, CMX-10RME & MCX-55ME.

Specifications

- Weight: 700g
- Dimensions (W x H x D): 245 mm x 180 mm x 50 mm

SMBW-V0

ABS antistatic box for multimodule



VO Flame retardant box, color cream. Can hold 1 multimodule (CMX-10RME, MMX-10ME, MCX-55ME, CZ-6 and SC-6).

Specifications

- Weight: 720g
- Dimensions (W x H x D): 245 mm x 100 mm x 50 mm

BB-2

Multi-mount steel cabinet



Up to 2 modules (xx-6 series). Red coated enclosure.

Specifications

- Dimensions (W x H x D): 227 mm x 305 mm x 93 mm



BB-6

Multi-mount cabinet



Up to 6 modules (xx-6 series) can be mounted using the BB-6 mount chassis. Red coated enclosure.

Specifications

- Dimensions (W x H x D): 319 mm x 610 mm x 164 mm

CH-6

Mount chassis for BB-6



The CH-6 chassis is mounted in the BB-6 cabinet. It is shipped with two self-threading screws, which are used to fasten the chassis to the back wall of the cabinet.

Intelligent Audio Visual range (OPAL™ AV)



B501AP base allows the OPAL™ AV range and the OPAL Advanced range of devices to share a common installation base, giving reduced inventory costs.

- Greater flexibility of installation. Decisions regarding the positioning of OPAL™ AV and smoke detection can be delayed until the commissioning stage.
- Maintain electrical and mechanical compatibility with the NOTIFIER detector range.
- The visual products meet the requirement of the latest EN54-23.
- The audible products meet the requirements of EN54-03.
- Loop powered with low current draw.
- Supports the Advanced Protocol and the legacy Series 500 Protocol.
- Sounders and strobes will be fully controllable from the panel, enabling tone selection and output levels to be set from the panel according to the status of the alarm; all sounders and strobes on each loop will automatically be synchronised.
- Flush, surface and waterproof mounting base options.
- Loop address set using the familiar rotary switches.

The range consists of sounders, strobes and sounder-strobes in both wall-mounted and detector base configurations. A major feature of the new family is that both the wall-mounted and detector base devices will use the new Series 200 Advanced B501AP base, thereby reducing the number of separate parts that have to be stocked and managed. The new devices are not backwards compatible with the AVAX range.

Specifications

- | | |
|-----------------------------|---|
| • Supply voltage: | 15 to 28VDC |
| • Standby current: | 225µA |
| • Temperature range: | -25°C to +70°C |
| • Relative humidity: | Max. 95% (non-condensing) |
| • IP rating: | IP24 with low profile base (B501AP)
IP44 with deep bases (BRR, BPW, BDD)
IP65 for NFXI-BS with sealed deep base (WRR) |
| • Wire gauge for terminals: | 1.5 - 2.5mm ² max. |
| • Approved to: | EN54-3, EN54-17 |



OPAL™ AV Wall sounders



Specifications

- | | |
|-----------------------------|--|
| • Dimensions (Ø x h): | 121 mm x 64 mm |
| • Weight: | 168g |
| • Body color: | Red or Pure white |
| • Number of tones: | 32 |
| • Volume settings: | High, Medium & Low |
| • Max. current consumption: | 11.4mA (High volume tone 21 @ 24V) |
| • Max. sound output: | 97dB(A) ±3dB @ 1m (High volume, tone 8 @ 24V - tone dependent) |

CPD number: 0832-CPD-1810

NFXI-WS-W

Wall mount sounder - isolation - pure white

NFXI-WS-R

Wall mount sounder - isolation - red

OPAL™ AV Wall sounder strobes



Specifications

- Dimensions (Ø x h): 121 mm x 64 mm
- Weight: 238g
- Lens color: Red or Clear
- Light color: Red
- Number of tones: 32
- Beacon flash rate: 1Hz
- Volume settings: High, Medium & Low
- Max. current consumption: 14.7mA (High volume tone 21 @ 24V)
- Max. sound output: 97dB(A) ±3dB @ 1m (High volume, tone 8 @ 24V - tone dependent)

CPR number: 0832-CPR-F0278

NFXI-WSF-WC

Wall mount sounder strobe - isolation - pure white, clear lens

OPAL™ AV Wall mount strobes



Specifications

- Dimensions (Ø x h): 121 mm x 51 mm
- Weight: 238g
- Lens color: Red or Amber
- Light color: Red or Amber
- Beacon flash rate: 1Hz
- Max. current consumption: 3.5mA

CPR number: 0832-CPR-F0271

NFXI-WF-AA

Wall mount strobe - isolation - amber (not compliant to EN54-23)

NFXI-WF-WC

Wall mount strobe - isolation - pure white, clear lens (EN54-23 compliant)

OPAL™ AV Base sounders



Specifications

- Dimensions (Ø x h): 121 mm x 64 mm
- Weight: 200g
- Body color: Pure white or Ivory
- Number of tones: 32
- Volume settings: High, Medium & Low
- Max. current consumption: 10.5mA (High volume tone 21 @ 24V)
- Max. sound output: 97dB(A) ±3dB @ 1m (High volume, tone 8 @ 24V - tone dependent)

CPD number: 0832-CPD-1814

NFXI-BS-W

Integrated detector base sounder - isolation - pure white

NFXI-BS-IV

Integrated detector base sounder - isolation - ivory

For spare parts, please refer to § Spare Parts at the end of this chapter (01. Intelligent Systems)

OPAL™ AV Base sounders-strobe



Specifications

- Dimensions (Ø x h): 121 mm x 64 mm
- Weight: 202g
- Lens color: Clear
- Light color: Red
- Number of tones: 32
- Beacon flash rate: 1Hz
- Volume settings: High, Medium & Low
- Max. current consumption: 14mA (High volume tone 21 @ 24V)
- Max. sound output: 97dB(A) ±3dB @ 1m (High volume, tone 8 @ 24V - tone dependent)

CPD number: 0832-CPD-1816

NFXI-BSF-WC

Integrated detector base sounder with supplementary visual indicator - isolation - pure white, clear lens (only EN54-3 compliant)

OPAL™ AV Mounting bases

B501AP	Low profile base - pure white
B501AP-IV	Low profile base - ivory
BRR	Deep profile base - red (includes B501AP)
BDD	Deep profile base - ivory (includes B501AP)
BPW	Deep profile base - pure white (includes B501AP)
WRR	Deep waterproof base - red (includes B501AP)
WDD	Deep waterproof base - ivory (includes B501AP)
WPW	Deep waterproof base - pure white (includes B501AP)



Loop booster



The Loop Booster has been designed to provide extra power to a loop to power additional loop powered devices, especially high current drawing 'alarm' devices such as loop powered sounders and strobes. As an intelligent device a number of loop boosters can be added to a loop within the normal intelligent range (01 to 99). It is recommended that no more than 2 loop boosters be added to any particular loop.

The Loop Booster has been designed to be connected to mains power (230VAC) and with two 12V, 12 Ahr sealed lead-acid batteries provides up to 72 hours standby. Please note that that only this size of battery is suitable. If the loop booster battery charging voltage falls below 21V, the batteries are disconnected automatically to prevent damage.

- Expands the capacity of alarm devices on the loop
- Compatible with NOTIFIER Fire Control Panels NF30/50 series v. 5.04 software and NF2000/3000 v. 4.20 software
- Addressed as a module, in the range 01 to 99
- Self-contained standby batteries
- Two section enclosure allowing first fixing separate from electronics and front cover
- The Loop Booster has LEDs to indicate:
 - Main power on
 - Loop Address polling active
 - Loop Isolator open on loop in either direction
 - Loop voltage below 16V
 - Fault Condition



This device doesn't extend the length of loop.
Not compatible with OPAL, only CLIP protocol!

CPD number: 0786-CPD-20604

002-629

IDP-LPB1 loop booster boxed

Spare parts

Part number	Description	Spare part for:
020-469-009	NF2000 extension chassis kit, zones 17-80	NF2000
020-491-009	Display plate with 2x40 LCD assembly kit for NF2000	NF2000
020-543	NF3000 dual transmission path board kit	NF2000/NF3000
020-568-2K	NF2000 base PCA assembly kit for use with the last NF2000 (020-628) only (Post-CPD).	NF2000
020-568-3K	NF3000 base PCA assembly kit for use with the NF3000 pre-CPD only.	NF3000
020-569	NF2000/3000 CPU PCB assembly kit, backward compatible with all NF2000's. Use this kit for software upgrades of old NF2000's (020-468-009)/ NF2008's (020-545-009), pre-CPD.	NF2000/3000
020-569-3K	NF3000 CPU PCA assembly kit, post-CPD.	NF3000
020-570	240x64 pixel LCD kit for NF3000	NF3000
020-571	Display plate with 240x64 pixel LCD assembly kit for NF3000	NF3000
020-579	Power supply 7A for NF2000/3000	NF2000/3000
020-638-002	NF30/50-CAB-A1 replacement PCB assembly kit, incl. all electronics for the NF30/50-A series panel on the PCB, Liquid Crystal Display (LCD), fascia membrane and language inserts, supplied as a replacement spare kit. Includes installation instructions.	NF30/50-CAB-A1
020-650-002	NF30/50-CAB-B1/C2 replacement PCB assembly kit, incl. all electronics for the NF30/50 series panel on the PCB, Liquid Crystal Display (LCD), fascia membrane and language inserts, supplied as a replacement spare kit. Includes installation instructions.	NF30/50-CAB-B1/C2
020-701	Adaptor plate kit for old NF2000/3000, supplied complete with interconnecting power cables for old style NF2000's.	NF2000/3000
020-717	Mains lead with IEC connector wired to mains input terminal block for back boxes with mains connector on the right of the box.	NF2000/3000
020-797	Text insert label kit NF3000	NF3000
020-800	Text insert label kit for IDR repeaters	IDR2-6A/P
020-801	Text insert label kit for NF30/NF50-CAB-A1	NF30-50/CAB-A1
020-807	Text insert label kit for NF30/NF50-CAB-C2	NF30-50/CAB-C2
020-808	Text insert label kit for NF30/NF50-CAB-B1	NF30-50/CAB-B1
020-820	Replacement paper roll for printer kit	NF2000/3000
020-836	Spare key 901 for NF30/50/3000	NF30/50/3000
020-868	Fascia NF3000	NF3000
020-874	Fascia for NF50, 5 button version	NF50
020-884	NF3000 base PCA assembly kit for use with the new NF3000 post-CPD only.	NF3000
020-892-002	Installation kit for Pearl, incl. slide-in label	Pearl
334-042	Lock and key (830) set (key only is not separate available) for main user interface door (020-482)	NF2000/3000
DKMR/EG/OD	Spare break glass for DKM call point, pack of 10	DIN call points
DKMR/SCH/ALU	Aluminium spare key for DKM call point, per piece	DIN call points
EPROM-NF2K	Latest eeprom version for NF2000 upgrade purposes	NF2000
EPROM-NF3K	Latest eeprom version for NF3000 upgrade purposes	NF3000
ESPA4.4-TEST_PROG	ESPA 4.4.4 test interface	NF3K-ESPA4.4.4
FASCIA-NF2000	Fascia NF2000	NF2000
FASCIA-NF50-4	Fascia for NF50, 4 button version	NF50
HLS-OPTO-RS232	RS232 optical isolation transceiver	NF3K-ESPA4.4.4
MUS 156	EN54 break glass for M700 call points (pack of 10)	Intelligent call points
PS230	EN54 flexible op. elements for M700 call points (pack of 10)	Intelligent call points
PS241	1 NOTIFIER branded flexible element	Intelligent call points
RF-FTX	Replacement filter for HPX-751E	HPX-751E
SC070	Spare test keys (pack of 10)	Intelligent call points
SC071	Pack of 20 terminal blocks	Intelligent call points
SPARE LOCK 901	Spare lock key for 901 for NF30 and NF3000	NF30/50/3000
SPR-PRL-BASE-2	Spare Pearl base card - two loop	Pearl



Part number	Description	Spare part for:
SPR-PRL-BASE-1	Spare Pearl base card - one loop	Pearl
SPR-PRL-CPU	Spare Pearl CPU module	Pearl
SPR-PRL-DOOR	Spare Pearl door assembly	Pearl
SPR-PRL-PSU	Spare Pearl PSU assembly	Pearl


NFS 2-8

FIRE ALARM CONTROL PANEL
EN 54-2-4

TO SILENCE BELL/DRUM PRESS MUTE
TO SILENCE SOUNDERS PRESS
SOUNDER STOP/START
PRESS AGAIN TO RESTART SOUNDERS

	ARM / DISARM / TEST	FIRE	
ZONE 1			
ZONE 2			
ZONE 3			
ZONE 4			
ZONE 5			
ZONE 6			
ZONE 7			
ZONE 8			

POWER		MUTE
FAULT		SOUNDER STOP/START
DISARM/TEST		RESET
TEST		MUTE/TEST
RELAY ON		RELAY ON/OFF
SYSTEM FAULT		RELAY SELECT
EARTH FAULT		RELAY TEST / NORMAL
POWER SUPPLY FAULT		LAMP TEST
SMOKE/HEAT / DISABLED		
FIRE GP ACTIVE		
FIRE GP INACT / DISABLED		
HAZARD GP FAULT / DISABLED		
NOISE GP FAULT		




Conventional Systems



Conventional Systems

Notes

A large grid of graph paper, consisting of 20 columns and 30 rows of small squares, intended for taking notes.

NFS Series



Developed with efficiency in mind, NFS2-8 zone non-intelligent fire alarm panels offer both installers and end users a technically advanced range of functions while remaining easy to install, program and operate. A full range of non-intelligent detectors, advanced non-intelligent detectors, beam detectors, manual call points, duct mounting applications, audible and visible alarm devices are available for use with the panels.

NFS2-8 series fire alarm panels are ideally suited for facilities including offices, shop units, public houses, B & B, clubs, small industrial units, nursing homes and schools, offering a wide range of benefits to installers and end-users.

- Zones configurable for delay, coincidence, short-circuit alarm, capacitor or resistive end of line
- Fire and fault outputs - volt-free relay or monitored (optional)
- Auxiliary power output for ancillary equipment
- 2 configurable inputs for ancillary equipment (e.g. class change, alert, etc.)
- Space for two option modules
- Optional 8-way relay module, common or zonal switching
- Optional 1.5A 4-way sounder module, common or zonal switching
- Simple to install
- Robust fire resistant ABS moulded enclosure
- Battery space for up to 72 hours stand-by
- 2, 4 or 8 zone versions available

Specifications

- Dimensions (W x H x D): 356 mm x 318 mm x 96 mm
- Weight: 2kg (without batteries)
- Supply rating: 230V~(AC) ± 15%, 50 / 60Hz, 1.6A
- Auxiliary output voltage: 18.0-28.5VDC
- Auxiliary output current: 0.5A maximum
- Sounder circuit: 0.5A maximum per circuit
- Sounder circuit total: 1.0A maximum
- Operating temperature: -5°C to +45°C
- Relative humidity: 5% to 95% (non-condensing)
- IP rating: IP30
- Optional sounder module may be used with an external power supply to give an additional 1.5A per module

CPD number: 0786-CPD-20797 (EN54-2&4)
BOSEC EN54-13 system approval

The EN54-13 Bosec System certificate (B-9057-FD-893-b) contains the following items:

<ul style="list-style-type: none"> • Conventional fire panel NFS2-8 	<ul style="list-style-type: none"> • Beam detectors 6500R(S)
<ul style="list-style-type: none"> • ECO1000 Detectors & Bases: ECO1002 ECO1003 ECO1005 ECO1005T ECO1004T ECO1000B(R) ECO1000DB(R) 	<ul style="list-style-type: none"> • Manual Call Points MCP1A-xxxxxx-01 WCP1A-xxxxxx-01 MCP2A-xxxxxx-01 MCP3A-xxxxxx-01 WCP3A-xxxxxx-01 MCP4A-xxxxxx-01
<ul style="list-style-type: none"> • S800 Detectors & Bases: SD-851E SD851TE FD-851RE FD-851TE FD-851HTE B401(R) B401DG B401DGR 	<ul style="list-style-type: none"> • Sounders CWSO-RR-S1 CWSO-WW-S1 • Sounders with visual alarm CWSS-RR-S5 CWSS-WW-S5 • Others IRK-E-SI

NFS2

Two zone conventional fire alarm panel

NFS4

Four zone conventional fire alarm panel

NFS8


Eight zone conventional fire alarm panel

For spare parts, please refer to § Spare Parts at the end of this chapter (02. Conventional Systems)

NFS Accessories

020-713

FS02 A/F Fire and fault relay expansion card




Fire and fault relay outputs for the NFS series panels.

Specifications

- Weight: 65g
- Dimensions (L x W x H): 65 mm x 37 mm x 12 mm
- Connection: connects directly to the panel using the SK2
- Relay contacts: Rated 30VDC/1A

020-747

8-Way relay board



8 relay outputs which are configurable as N/O or N/C by jumper links (1A @ 30VDC). Link setting allows 4 function presets to be configured for all 8 relays.

Specifications

- Weight: 210g
- Max Current (per PCB):
 - Quiescent 0.1mA
 - Alarm /all active 80.1mA
- Relay contacts: Rated at 30VDC, 1A.



Max 2 x 020-747 per panel.

020-772

4-Way sounder / monitored output board



Provides 4 monitored circuits with provision for external PSU and 2 digital inputs.

Specifications

- Sounder PCB outputs: 26 - 28.5VDC
- If DIP switch 6 is set to >250mA: 4 x 1A (maximum of 1.5A in total for 2 or more outputs)
- If DIP switch 6 is set to <250mA: 4 x 250mA
- Digital Inputs: 2 x 5-32VDC
- Sounder PCB input: 20-30VDC, 5A
- Compliancy: EN54 Part 4 with power status volt-free contact (NC when there are no faults present)
- Max Current (per PCB):
 - Quiescent: 47mA
 - Alarm/all active: 1547mA



This board is required to comply with EN54-13.

ECO1000 Series



- Low profile design
- Low current draw
- Remote alarm test feature
- Easy maintenance
- Remote LED option
- Certified to EN54-5 and EN54-7
- Pan European approvals (CPD, MED and EN regions)
- White color

The ECO1000 series is the NOTIFIER range of conventional detectors. These detectors have been produced using the latest in manufacturing technology and supplied with an array of advanced features, making them “better by design”.

A laser-based hand held Remote Test Unit can be used in conjunction with the range of ECO1000 detectors for alarm test purposes. The unit transmits a coded message, preventing spurious alarms being generated by other laser based devices. With a range of several meters, the hand held test unit provides an effortless way of remotely testing the ECO1000 range of detectors and removes the need for any direct physical access to the detector by the user.

The ECO1000 detectors also have an internal LED, which illuminate to provide a local alarm signal. This latches on, and remains illuminated until the detector is reset by a momentary power interruption. An optional remote LED annunciator may be used to repeat any alarm signal. The detector base is fitted with a shorting spring to permit circuit testing prior to fitting the detector and has a tamper resistant feature, which when activated prevents removal of the detector without the use of a tool.

Specifications

- Operating temperature range: -30°C to +70°C
- Operating voltage range: 14-28VDC (Nominal 24VDC)
- Storage temperature range: -40°C to +85°C
- Relative humidity: 5% to 95% (non-condensing)
- Material: ABS

ECO1003

Optical conventional detector



The ECO1003 photoelectric smoke detector uses a state of the art optical chamber combined with an application specific integrated circuit (ASIC) to provide quick and accurate detection of fires. A combination of the unique chamber design and other technically advanced features will significantly extend the service intervals before the cleaning of the detector becomes necessary.

Specifications

- Dimensions (Ø x h): 102 mm x 32.5 mm (without base)
- Weight: 75g (+45g for standard base)

CPD number: 0832-CPD-0064; Vds number: G201060

ECO1005

Rate of rise thermal conventional detector



The ECO1005 class A1R thermal detector uses a state of the art thermal element combined with an application specific integrated circuit (ASIC) to provide quick and accurate detection of fires.

The detector incorporates a static element and is suitable where ambient conditions normally exhibit high temperatures.

Specifications

- Dimensions (Ø x h): 102 mm x 40.5 mm (without base)
- Weight: 70g (+45g for standard base)

CPD number: 0832-CPD-0066; Vds number: G201016



ECO1005T

Fixed thermal conventional detector (58°C)



The ECO1005T class A2S thermal detector uses a state of the art thermal element combined with an application specific integrated circuit (ASIC) to provide quick and accurate detection of fires.

The detection incorporates a static element and is suitable where ambient conditions normally exhibit high temperatures.

Specifications

- Dimensions (Ø x h): 102 mm x 40.5 mm (without base)
- Weight: 70g (+45g for standard base)

CPD number: 0832-CPD-0067; Vds number: G201073

ECO1004T

Fixed thermal conventional detector (78°C)



The ECO1004T detector uses a state of the art class BS and A1R thermal element combined with a microprocessor, running sophisticated algorithms to provide quick and accurate detection of fires. The detection incorporates a static element and is suitable where ambient conditions normally inhibit rapid changes in temperature, eg kitchens.

Specifications

- Dimensions (Ø x h): 102 mm x 40.5 mm (without base)
- Weight: 70g (+45g for standard base)

CPD number: 0832-CPD-0068; VDS number: G204042

ECO1002

Optical/thermal detector



The ECO1002 multi-criteria detector uses a state of the art optical chamber and a class A1R thermal element combined with a microprocessor, running sophisticated algorithms to provide quick and accurate detection of fires.

The combination of photoelectric and thermal characteristics provides a faster response to 'real fire' situations, while at the same time reducing the risk of unwanted environmentally generated alarms.

Specifications

- Dimensions (Ø x h): 102 mm x 40.5 mm (no base)
- Weight: 78g (+45g for standard base)

CPD number: 0832-CPD-0065; Vds number: G201067

ECO1000B

Standard mounting base



Specifications

- Dimensions (Ø x h): 102 mm x 21 mm

ECO1000BR

Base with 470R resistor

ECO1000DB

Deep base

Specifications

- Dimensions (Ø x h): 102 mm x 33 mm

ECO1000DBR

Deep base with 470R resistor

ECO1000BREL12NL

12V Relay base non latching



Interface for 12V systems that do not provide a reset facility. Resets automatically the ECO detector when the fire alarm condition no longer exists.

ECO1000BREL12L

12V Relay base latching



Interface for 12V systems that latches the detector into alarm. The detector can only be reset by removing its supply voltage. The base can be used with 4 wire security systems that have a reset facility.

ECO1000BREL24L

24V Relay base latching



Interface for 24V system that requires an external contact. The detector stays in alarm until the removing of its supply voltage. A break-off tab allows the base to be connected to fire control panels. This tab should be broken when there is little current flow or no current limiting resistor such as when used as a 24V stand-alone system.



800 Series



- Low profile design
- Low current draw
- Bi-colour LED status indicator
- Automatic drift compensation
- Programmable sensitivity
- Intelligent feature
- Advanced maintenance features via remote handheld test unit
- Range of detector bases available
- Ivory color

Processor enhanced detection series of conventional detectors. These detectors have been produced using the latest in manufacturing and design technical, pushing out the boundaries of existing conventional detector technology. With an on board microprocessor, it's multitude of enhanced features including drift compensation, provides the best in conventional detection.

Specifications

- Operating voltage: 8 to 30 VDC (Nominal 12/24VDC)

SD-851E

Optical smoke detector



The SD-851E forms part of the processor enhanced detection series of conventional detectors. It incorporates an optical chamber which is continually monitored by an on board processor which uses algorithms developed specifically for the unit. An alarm signal is only enabled in the detector once the processor is satisfied that an incipient fire has been detected thereby reducing the incidence of nuisance alarms.

Specifications

- Dimensions (Ø x h): 102 mm x 38 mm (without base)
- Weight: 105g
- Current consumption:
 - Alarm: 80 mA @ 24 VDC (limited by the panel)
 - Standby: 50µA @ 24 VDC (no led blinks)
- Approved to: EN54-7

CPD number: 0832-CPD-0086; VdS number: G202013; Bosec number: TCC2-K366/f

SD-851TE

Optical thermal smoke detector (58°C)



The SD-851TE photoelectric smoke/ thermal detector incorporates an optical chamber and a thermal element, which in turn are continually monitored by an on board processor by using algorithms developed specifically for the unit. An alarm signal is only enabled in the detector once the processor is satisfied that an incipient fire has been detected.

Specifications

- Dimensions (Ø x h) : 102 mm x 38 mm (without base)
- Weight: 115g
- Current consumption:
 - Alarm: 80 mA @ 24 VDC (limited by the panel)
 - Standby: 50µA @ 24 VDC (no led blink)
- Approved to: EN54-5 & 7 (Class A1R)

CPD number: 0832-CPD-0087; VdS number: G202019; Bosec number: TCC2-K365/f

FD-851RE

Rate of rise heat detector (+/- 10°C & 58°C)



The FD-851RE forms part of the processor enhanced detection series of conventional detectors. The FD-851RE thermal detector incorporates the latest in thermal element technology, the detector provides efficient and accurate detection of fires, especially in environments such as boiler houses or kitchens where smoke detectors are inappropriate due to the high level of airborne contamination.

Specifications

- Dimensions (Ø x h): 102 mm x 48 mm
- Weight: 105g
- Current consumption:
 - Alarm: 80 mA @ 24 VDC (limited by the panel)
 - Standby: 60µA @ 24 VDC (no led blink)
- Approved to: EN54-5 (Class A1R)

CPD number: 0832-CPD-0089; VdS number: G202015; Bosec number: TCC2-K377/e

FD-851TE

Fixed temperature heat detector (58°C)



The FD-851TE thermal detector incorporates the latest in thermal element technology, the detector provides efficient and accurate detection of fires, especially in environments such as boiler houses or kitchens where smoke detectors are inappropriate due to the high level of airborne contamination.

Specifications

- Dimensions (Ø x h): 102 mm x 48 mm
- Weight: 105g
- Current consumption:
 - Alarm: 80 mA @ 24 VDC (limited by the panel)
 - Standby: 60µA @ 24 VDC (no led blink)
- Approved to: EN54-5 (Class A2S)

CPD number: 0832-CPD-0191

FD-851HTE

Fixed temperature heat detector (78°C)



The FD-851HTE thermal detector incorporates the latest in thermal element technology, the detector provides efficient and accurate detection of fires, especially in environments such as boiler houses or kitchens where smoke detectors are inappropriate due to the high level of airborne contamination.

Specifications

- Dimensions (Ø x h): 102 mm x 48 mm
- Weight: 105g
- Current consumption:
 - Alarm: 80 mA @ 24 VDC (limited by the panel)
 - Standby: 65µA @ 24 VDC (no led blink)
- Approved to: EN54-5 (Class BS)

CPD number: 0832-CPD-0088; VdS number: G202017; Bosec number: TCC2-K378/e



B401

Standard two wire base



The B401 plug-in detector base is designed for use with NOTIFIER 800 Series smoke and heat detector heads. The capacity of plugging these detectors into a variety of special bases makes them more versatile than equivalent direct-wired models.

The B401 base is intended for use in 2-wire systems, with screw terminals provided for power and remote annunciator connections.

Specifications

- Dimensions (Ø x h): 102 mm x 19 mm
- Weight: 70g
- Operating Temperature Range: -10°C to +60°C

B401R

Standard base with 470R resistor



Specifications

- Dimensions (Ø x h): 102 mm x 19 mm
- Weight: 60g
- Material: PC/ABS

B401DG

26 mm deep mounting base



Specifications

- Dimensions (Ø x h): 102 mm x 24 mm
- Weight: 74g
- Material: PC/ABS

B401DGR

26 mm deep mounting base with 470R resistor



Specifications

- Dimensions (Ø x h): 102 mm x 24 mm
- Weight: 80g
- Material: PC/ABS

Conventional Detectors Accessories

S300ZDU

Zone display unit




The Zone Display Unit is a transparent module directly connected to the control panel and requires no external power supply. The ZDU works with the 800 series detector range. When a detector goes into alarm the control panel will indicate the status. The ZDU then keeps the panel latched in alarm, and disconnects the detectors from the panel in order to communicate with them. The ZDU behaves like a detector in alarm so that the control panel continues to warn of the alarm and communicates with the detectors in order to obtain and display the addresses of those detectors in alarm.

Compatible with 800 Series detectors.

Specifications

- Dimension (H x L x W): 40 mm x 132 mm x 137 mm
- Weight: 170g
- Operating temperature: -10° to 50°C
- Storage temperature: -20° to 60°C
- Operating voltage range: 15 to 29 VDC
- Maximum average current: 100µA (without detection current)



SMK400EAP-IV

Surface mounting kit - ivory



Provides for entry of surface wiring conduit. For use with standard bases B401.



Not compatible with ECO1000.

IBS-LIDW

Base cover for B401 - ivory (pack of 10)



Pack of 10 pieces.



WB-1AP-IV

Wet base shroud - ivory



Adapter base enclosure for humid environments. For use with standard bases B401 and B501AP-IV.
Three mounting options are possible: surface mounting, cable mounting and pendant mounting.



Not compatible with ECO1000.

SFT2000

Installation adaptor for suspended ceiling (pack of 10)



The mounting adapter is used for the quick and secure attachment of bases of the NFXI, SD800 and ECO detector series to suspended ceiling systems. It saves the usage of special hollow cavity fasteners, since the mounting screws of the bases are screwed directly into the slots of the mounting adapter. The mounting adapter offers additional advantages in the fixing of the cables, rigid/flexible cable inlays and threaded cable connections.

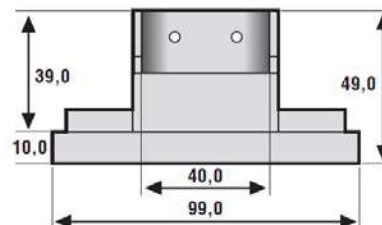
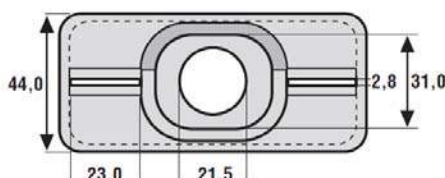


Pack of 10 pieces.

Specifications

- Material: ABS

Dimensions in mm:



Remote indicators

NEW

INDICATOR

LED remote indicator, white



Typical applications:

- All rooms permanently locked (boiler rooms, computer rooms, cupboards,...)
- Health buildings
- Find faster alarm location.

The remote indicator has been designed for direct connection to all NOTIFIER fire detectors. It provides a visual alarm indication of the room in which the detector is installed.

Specifications

- Dimensions (H x W x D): 86 mm x 46.3 mm x 21.9 mm
- IP rating: IP43
- Terminals: Screw
- Maximum wire section: 1.5mm²
- Operating temperature: -10°C to +70°C
- Voltage range: 2,5 to 3.5 VDC
- Maximum current: 20mA
- Weight: 27g
- Material: ABS retardant

NEW

INDICATOR CEILING LED

LED remote indicator for ceiling mounting applications



Typical applications:

- All rooms permanently locked (boiler rooms, computer rooms, cupboards,...)
- Health buildings
- Find faster alarm location.

The remote indicator has been designed for direct connection to all NOTIFIER fire detectors. It provides a visual alarm indication in the ceiling of the room in which the detector is installed. This allows to identify faster the detector in alarm.

Specifications

• Dimensions (H x W x D):	39.8 mm x 36.8 mm x 25 mm
• Terminals:	Screw
• Maximum wire section:	1.5mm ²
• Operating temperature:	5°C to +50°C
• Voltage range:	3 to 4.5 VDC
• Maximum current:	9.5mA @ 3.7 VDC
• Weight:	12g
• Material:	Polycarbonate

NEW

INDICATOR FLOOR LED

LED remote indicator for floor mounting applications



Typical applications:

- All rooms permanently locked (boiler rooms, computer rooms, cupboards,...)
- Health buildings
- Find faster alarm location.

The remote indicator has been designed for direct connection to all NOTIFIER fire detectors. It provides a visual alarm indication in the floor of the room in which the detector is installed. This allows to identify faster the detector in alarm.

Specifications

• Dimensions (H x W x D):	36 mm x 31.5 mm x 25 mm
• Terminals:	Screw
• Maximum wire section:	1.5mm ²
• Operating temperature:	5°C to +50°C
• Voltage range:	3 to 4.5 VDC
• Maximum current:	9.5mA @ 3.7 VDC
• Weight:	9g
• Material:	Polycarbonate

IRK-E-SI

LED remote indicator, ivory



Surface mounted with the supplied mounting plate.
Led's will not blink in normal mode on intelligent systems!

Specifications

• Dimensions (H x W x D):	86 mm x 86 mm x 36 mm
• IP rating:	IP40
• Operating temperature:	-10°C to +70°C
• Voltage range:	2,5 to 30 VDC
• Maximum current:	25mA
• Maximum cable size:	1.5mm ²



IRK-W-624

LED technology remote indicator




Surface mounted. LED blinks in normal mode on intelligent systems.

Specifications

- IP rating: IP55
- Voltage range: 6-24 VDC

IRK-BOOST

IRK booster module



Allows connection of multiple remote indicators (IRK-E-SI) or max. 3 INDICATOR to one Series 800 detector.

InnovairFLEX™

D2E

Duct detector housing



The duct detector samples air passing through a duct and gives dependable performance for shutdown of fans, blowers or airco systems, so preventing the spread of toxic smoke and fire gases through the protected area.

The D2E housing is modular and can be mounted in square or rectangular configuration. The D2E contains a LED remote indicator output and a B401 base to be used with a Series 800 conventional detector. The conventional Series 800 smoke detector and the air inlet sampling tube must be ordered separately. (No Relay output available.)

Specifications

- Power supply: 12/24VDC
- Operation range: 8.5 to 35VDC
- Dimensions (W x H x D): 370 mm x 127 mm x 63.5 mm
- Weight: 820g
- Operating temperature: -20°C to +70°C
- Relative humidity: 0% to 95% (non-condensing)
- Air velocity rating: 0,5 m/s to 20m/s
- IP rating: IP40

Air Inlet Tubes for InnovairFLEX™



D2E requires an inlet sampling tube as listed below.

Specifications

- Diameter: 18 mm
- Length: DST-1: 30 cm
DST-1.5: 45.7 cm
DST-3: 91.6 cm
DST-5: 152 cm
DST-10: 325.5 cm

DST-1 Inlet sampling tube (30 cm)

DST-1.5 Inlet sampling tube (45.7 cm)

DST-3 Inlet sampling tube (91.6 cm)

DST-5 Inlet sampling tube (152 cm)

DST-10 Inlet sampling tube (325.5 cm)

For spare parts, please refer to § Spare Parts at the end of this chapter (02. Conventional Systems)



Accessories for InnovairFLEX™

RTS151

Remote test station



Proof remote station for DNRE and D2E.



24VDC external power supply is required, according to EN54-4.

RTS151KEY

Remote test station with key



Proof remote station for DNRE and D2E with key.



24VDC external power supply is required, according to EN54-4.

RA100Z

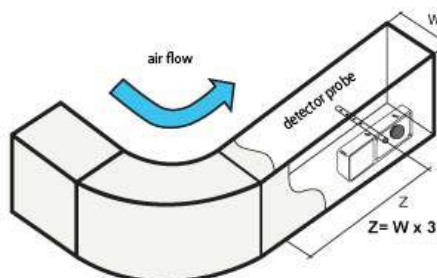
Remote annunciator



Remote indicator with LED for DNRE and D2E.



Item available on request only. Please check the last price list for lead time information.



WM2348

Surface mounting box for RTS151KEY



Specifications

- Dimensions (W x H x D): 78 mm x 122 mm x 45 mm

Conventional Beam Detectors

6500R(S)



- Combined transmitter and receiver unit
- Suitable for connection to a conventional zone
- Range 10-100 metres
- 4 fixed sensitivity/threshold adjustment
- 2 automatic variable sensitivity modes
- Numerical indicators to aid beam alignment
- Fault and alarm LED indicators
- Integral horizontal and vertical beam alignment
- Drift compensation
- Approved to EN54-12
- Unique servo operated test filter (6500RS)

The 6500R and 6500RS are conventional reflector type linear optical beam smoke detectors designed to operate as a component of a conventional fire alarm system. It operates primarily on the principle of light obscuration utilising infra-red light. Optical beam smoke detectors are particularly appropriate for protecting buildings with large open spaces such as warehouses, atriums etc.

The 6500R and 6500RS detectors are combined transmitter/receiver units, which can be directly connected to a conventional zone and require a resettable 24VDC power supply. The Infra-Red transmitter generates a beam of light towards a high efficiency reflector. The reflector returns the beam to the receiver where an analysis of the received signal is made. The change in the strength of the received signal is used to determine the alarm condition.

Specifications

- Detector dimensions (W x H x D): 254 mm x 84 mm x 90 mm
- Reflector dimensions (W x H): 200 mm x 230 mm
- Weight: 1.77kg
- Operating temperature range: -30°C to +55°C
- IP rating: IP54
- Relative humidity: 0% to 95% (non-condensing)

CPD number: 0832-CPD-0323; VDS Approval number: G205034



For protective cages, see Protective Accessories, Part 6.

6500R

100M conv. reflective IR beam detector



Includes: Beam detector and short range reflector (5-70m).

Specifications

- Operating voltage range: 10.2 to 32VDC (24VDC Nominal)
- Standby current: 17mA
- Alarm current: 38.5mA



6500RS

100M conv. reflective IR beam detector with self test tool

Same as 6500R with servo motor test tool.
Requires 15V supply to operate Asuretest (remote test capability).

Specifications

- Operating voltage range: 15 to 32VDC (24VDC Nominal)
- Standby current: 17mA (in Test Mode: 500mA peak)
- Alarm current: 38.5mA

Beam Detector Accessories

BEAM-LRK

Long-range reflector kit (70m-100m)



The BEAM-LRK kit contains 3 reflectors (200mm x 230mm).
In combination with the short range reflector supplied with the beam, the 4 reflectors mounted in square form one big reflector surface which extends the beam range over 70m, up to a maximum distance of 100m.

BEAM-SMK

Surface mounting box



Absolutely needed when using the mounting Bracket kit.

BEAM-MMK

Mounting bracket - swivel type



Must be used together with surface mounting box BEAM-SMK.
(Beam not included.)

BEAM-HK

Heater kit for beam detector



Avoid condensation problems in non heated rooms.

Specifications

- Voltage: 15 to 32V
- Current: 92mA max at 32V
- Power consumption:
 - nominal: 1.6W at 24V
 - maximum: 3W at 32V

BEAM-HKR

Heater kit for reflector



Avoid condensation problems in non heated rooms.

Specifications

- Voltage: 15 to 32V
- Current: 450mA max at 32V
- Power consumption:
 - nominal: 7.7W at 24V
 - maximum: 15W at 32V



FireRay® 50/100R Beam detectors



- Combined transmitter and receiver unit in one discrete unit
- Range 5-50 Metres (FIRERAY® 50R), 50-100 Metres (FIRERAY® 100R)
- Low current consumption
- Automatic self check drift compensation
- Selectable sensitivity/threshold levels
- Selectable latching / non latching fire alarm
- LED indicators to aid the alignment process
- World-Wide approvals including EN54-12

The FIRERAY® 50/100R series conventional infrared optical beam smoke detectors provide economical and effective protection of large, open plan spaces with high ceilings, particularly if access to 'point type' smoke detectors presents practical difficulties.

Optical beam smoke detectors are ideally suited for protecting warehouses, factories, atria, shopping malls, leisure centres, churches, museums, power stations and industrial plants.

The FIRERAY® 50/100R optical beam smoke detectors can be connected to a zone of a conventional fire alarm control panel, or interfaced to an intelligent system via an intelligent input module or a zone monitored module.

Specifications

- | | |
|------------------------------|---|
| • Operating range F50R: | 5 to 50 Metres |
| • Operating range F100R: | 50 to 100 Metres |
| • Operating voltage range: | 10.2VDC to 30VDC |
| • Standby current: | 17mA |
| • Weight: | 0.67 kg |
| • IP rating: | IP50 |
| • Relative humidity: | 0% to 93% (non-condensing) |
| • Approvals / Certification: | Designed, manufactured and certified to EN54-12: 2002 |

CPD number: 0786-CPD-20045; VDS number: G203070



For protective cages, see Protective Accessories, Part 6.

FR-0206.09

FIRERAY 50R



Reflective infrared beam smoke detector, comprising transmitter / receiver unit and reflective prism. 50m range. Including test filter and 1x reflective prism.

FR-0206.10

FIRERAY 100R



Reflective infrared beam smoke detector, comprising transmitter / receiver unit and reflective prism. 100m range. Including test filter and 4x reflective prisms.

FireRay® 3000 End-to-End infrared optical beam smoke detector



- Separate transmitter and receiver heads
- Range 5 to 120 metres, configurable per set of detectors
- Integral laser alignment in receiver
- 2-wire Interface between controller and receiver
- Single and twin detector options
- Separate fire and fault relays per detector
- Low level controller with LCD display
- Programmable sensitivity and fire threshold
- Automatic gain control (AGC) for drift compensation
- First fix concept for transmitter, receiver and controller
- Multiple cable gland knockouts for ease of wiring
- Optional transmitter powering from controller
- CPD approved

The FIRERAY 3000 End to End infrared optical beam smoke detector has been designed using the latest optical technology, incorporating modern industrial electronics and software technology. This detector offers cost effective protection for large, open area spaces with high ceilings. It is also very suited to applications where access to ceiling mounted smoke detectors presents practical difficulties.

The FIRERAY 3000 is ideal for applications where line of sight for the IR (infra-red) detection path is narrow and where the building structure uses reflective surfaces. It has also been designed to be aesthetically pleasing and thus can equally suit modern architectural buildings as well as heritage sites, particularly where ornate ceilings exist.

The system comprises a modern looking transmitter head, which emits a narrow beam of infra-red light to an associated Receiver head, with a compact low level controller. Once smoke crosses through and thus obscures the IR beam path, the signal strength at the receiver drops below a preset level which in turn results in an alarm condition.

Both the detector heads, transmitter and receiver, have integrated alignment thumbwheels for ease of alignment. Using these thumbwheels provides a smooth and repeatable alignment process. The detector heads have up to 10° of adjustment in both planes. For further adjustment, a bespoke adjustment bracket is available, which offers up to 180° movement in both planes, as well as a full 360° rotation.

The FIRERAY 3000 has been designed so that it can be installed by one operator, with its laser assisted alignment method combined with easy to use alignment LED's offering a visual feedback. Integrated laser alignment aid can be activated at the controller or at the receiver head.

An optional feature is to power the transmitter from the controller by wiring directly, thus reducing the number of power supplies required.

The low level controller incorporates a LCD display, which offers a full icon-based, easy-to-use interface unit. This controller enables ease of commissioning, testing and maintenance of the beam detection system. During commissioning the detector sensitivity and fire thresholds can be selected, along with the user variable time to fire and time to fault settings.

The system is fully compliant with the requirements of RoHS and WEEE.

Specifications

- Operating voltage range: 12 to 36 VDC
- Operating temperature: -10°C to +55°C
- Relative humidity: 93% (non-condensing)
- IP rating: IP54
- Dimensions (W x H x D): Control unit: 203 mm x 124 mm x 71.5 mm
Transmitter & receiver: 78 mm x 77 mm x 161 mm
- Weight: Control unit: 606g
Transmitter & receiver: 207g
- Operating controller current: 14mA (constant) (with 1 or 2 receivers)
- Operating Transmitter current: 8mA (per transmitter)
- Power down reset time: >10 seconds
- Fire and Fault relay contacts: VFCO 2A @ 30VDC resistive
- Optical wavelength: 850nm
- Housing material: UL94 V2 PC
- Approved to: EN54-12

CPD number: 078-CPD-21162; VDS number: G212034

FR-3000-101

FireRay 3000 System



Kit containing: 1 transmitter (clear lens), 1 receiver (dark lens), 1 control unit, 1 test filter



Item available on request only. Please check the last price list for lead time information.

For spare parts, please refer to § Spare Parts at the end of this chapter (02. Conventional Systems)



FR-3000-015

Fireray 3000 detector pack



Kit containing: 1 transmitter (clear lens), 1 receiver (dark lens)



Item available on request only. Please check the last price list for lead time information.

FireRay® 5000 Motorised infrared optical beam smoke detector



- Up to 2 detectors per system controller
- Each detector configurable from 8m to 100m
- Integral LASER
- Auto-align fast automatic beam alignment
- Auto-optimize building movement and contamination compensation
- Low level system controller
- 20mm cable gland knockouts on system controller
- 2-wire interface from system controller to detector
- Worldwide approvals including EN54-12

The FIRERAY® 5000 motorised reflective, auto aligning infrared optical beam smoke detector can be installed with up to two detector heads per system, thus saving on installation time and costs. In addition, each system controller houses two pairs of fire and fault relays, one per detector. This innovative system has been designed from the ground up to include pioneering technology that fully addresses the needs of the installer and user, both now and in the future.

With its industry leading optics, the FIRERAY® 5000 is ideally suited for the protection of large areas where the use of traditional detection technologies would prove to be too difficult and/or costly to install. The FIRERAY® 5000 combines an infrared transmitter and receiver in the same discrete unit and operates by projecting a well-defined beam to a reflective prism, which returns the beam to the receiver for analysis. Smoke in the beam path causes a drop in power, which, if below a pre-determined level, results in an alarm signal.

Specifications

• Operating voltage range:	14 to 28 VDC
• Operating temperature:	-10°C to +55°C
• Storage temperature:	-40°C to +85°C
• Relative humidity:	93% (non-condensing)
• IP rating:	IP54
• System controller dimensions (W x H x D):	202 mm x 230 mm x 81 mm
• Operating current:	37mA max (2 detectors)
• Approved to:	EN54-12

CPR number 0832-CPR-F0390; VDS number: G208017; Bosec number: B-9223-FD-K803/e



For protective cages, see Protective Accessories, Part 6.

FR-5000-101

FIRERAY 5000 System (50m)



Kit containing: 1 x detector head, 1 x system controller and 1 x reflective prism. Suitable for operation up to 50m.



Item available on request only. Please check the last price list for Lead time information.

For spare parts, please refer to § Spare Parts at the end of this chapter (02. Conventional Systems)

FR-5000-102

FIRERAY 5000 System (100m)



Kit containing: 1 x detector head, 1 x system controller and 4 x reflective prisms. Suitable for operation up to 100m.



Item available on request only. Please check the last price list for lead time information.

FR-5000-002

FIRERAY 5000 single detector



FIRERAY 5000 detector plus 1 x prism for use with the FIRERAY 5000 50m system.



Item available on request only. Please check the last price list for lead time information.

FR-5000-039

FIRERAY 5000 single detector



FIRERAY 5000 detector plus 4 x reflective prisms for use with the FIRERAY 5000 100m system.



Item available on request only. Please check the last price list for lead time information.

FR-5000-004

FIRERAY 5000 long range kit



Long range kit, comprising 3 x reflective prisms, for use with FIRERAY 5000 system to give 100m capability. Can mount to either the 5000-006 or 5000-007 prism plate.

Specifications

- Dimensions (W x D): 205 mm x 205 mm
- Weight: 255g



Item available on request only. Please check the last price list for lead time information.



FireRay accessories



Please note that the FireRay accessories are available on request only. Please check the last price list for lead time information.

FR-5000-005

Universal bracket



Universal mounting bracket comes pre-drilled to mount the FIRERAY 5000 detector head as well as the 5000-007 four and 5000-008 single prism mounting plates.

Specifications

- Dimensions (W x H x D): 134 mm x 71.5 mm x 134 mm
- Weight: 283g

FR-5000-007

Four prism plate



Prism plate for 4 prisms (not included) for use with 5000-005 universal bracket (not included). For beam range from 50m to 100m.

Specifications

- Dimensions (W x H x D): 205 mm x 205 mm x 105 mm
- Weight: 255g

FR-5000-008

Single prism plate



Prism plate for 1 prism (not included) for use with 5000-005 universal bracket (not included). For beam range from 5 to 50m.

Specifications

- Dimensions (W x H x D): 134 mm x 134 mm x 105 mm
- Weight: 142g

FR-5000-006

Prism mount plate




Surface mount plate for prisms. Hole pattern for 1 or 4 prisms.

Specifications

- Dimensions (W x H x D): 284 mm x 211 mm x 12.7 mm
- Weight: 567g

FR-23901.01

Reflective prism



FR-5000-014

Universal ceiling mount




Ceiling pendant mount for use with F5000, F50/100, prism and 5000-005 universal bracket. Includes universal mounting plate. Does not include universal mounting brackets or 5000 detectors. Ceiling pendant mount comes with a 1" x 12" long threaded nipple. Contractor shall provide other nipple lengths as required.

Specifications

- Dimensions (W x D): 216 mm x 216 mm
- Weight: 3.4kg

FR-0209

Obscuration filter



Only compatible with F50/100

FR-0608

F50/100 Back box



Surface mount back box for use with FIRERAY 50/100 reflective beam detectors.

Specifications

- Dimensions (W x H x D): 190 mm x 248 mm x 49 mm
- Weight: 1.58kg

FR-0893

F50/100 Surface mount alignment bracket



Surface mount alignment bracket for use with FIRERAY 50/100 reflective beam detectors and prism.

Specifications

- Tilt angle: 45°
- Dimensions (W x H x D): 190 mm x 130 mm x 30 mm
- Weight: 1.02kg



FR-1000-007

Laser pointer



Pointer with red laser, output <math><5\text{mW}</math>, for assisting beam alignment during installation.

FR-3000-201

Fireray 3000 adjustment bracket



The 3000-201 surface mount universal mounting bracket comes pre-drilled to mount the FIRERAY 3000 detector heads allowing $360^\circ \times 180^\circ$ adjustment. Can also be used with 5000-007 four and 5000-008 single prism mounting plates.

Specifications

- Dimensions ($\varnothing \times H$): 85 mm x 99.5 mm
- Weight: 283g

FR-3000-202

Fireray 3000 flush mount plate



The 3000-202 flush mounting plate comes pre-drilled to mount the FIRERAY 3000 detector heads to any flat cable.

Specifications

- Dimensions ($\varnothing \times H$): 99.5 mm x 13.6 mm

FR-5000-201

Fireray 5000 adjustment bracket



The 5000-201 surface mount universal mounting bracket comes pre-drilled to mount the FIRERAY 5000 detector heads allowing $360^\circ \times 140^\circ$ adjustment.

Specifications

- Dimensions ($\varnothing \times H$): 99.5 mm x 98 mm
- Weight: 283g

FR-5100-204

Anti-condensation heater for F50/100 beam detector



Heater to prevent condensation on lenses. Only compatible with F50 and F100, with or without alignment bracket.
 The design of the FR-5100-204 utilises forced air, which results in a circulating current of warm air maintaining the detector lens at an incrementally higher temperature than the surrounding air. The heater will reduce the likelihood of condensation forming on the lens which, in turn, reduces the potential for false alarms.

Specifications

- Operating voltage: 24VAC/DC
- Power consumption at 24V: 20W
- Max. in-rush current: 3A
- Steady-state current at 24V: 0.8A (typical)
- Operating temperature: -10°C to +45°C
- Recommended fuse rating: T2A
- Connections: 4 leads (2 for heater & 2 for fan)
- Average temp. increase of lens above ambient: 10°C
- Dimensions (W x H x D): 126 mm x 210 mm x 181 mm

FR-3000-204

Anti-condensation heater for FR-3000 beam detector



Heater to prevent condensation on lenses. Only compatible with FR-3000 (transmitter, receiver, universal bracket).
 The design of the FR-3000-204 utilises forced air, which results in a circulating current of warm air maintaining the detector lens at an incrementally higher temperature than the surrounding air. The heater will reduce the likelihood of condensation forming on the lens which, in turn, reduces the potential for false alarms.

Specifications

- Operating voltage: 24VAC/DC
- Power consumption at 24V: 20W
- Max. in-rush current: 3A
- Steady-state current at 24V: 0.8A (typical)
- Operating temperature: -10°C to +45°C
- Recommended fuse rating: T2A
- Connections: 4 leads (2 for heater & 2 for fan)
- Average temp. increase of lens above ambient: 10°C
- Dimensions (W x H x D): 86 mm x 126 mm x 198 mm

FR-5000-204

Anti-condensation heater for FR-5000 beam detector



Heater to prevent condensation on lenses. Only compatible with FR-5000 (receiver, universal bracket).
 The design of the FR-5000-204 utilises forced air, which results in a circulating current of warm air maintaining the detector lens at an incrementally higher temperature than the surrounding air. The heater will reduce the likelihood of condensation forming on the lens which, in turn, reduces the potential for false alarms.

Specifications

- Operating voltage: 24VAC/DC
- Power consumption at 24V: 20W
- Max. in-rush current: 3A
- Steady-state current at 24V: 0.8A (typical)
- Operating temperature: -10°C to +45°C
- Recommended fuse rating: T2A
- Connections: 4 leads (2 for heater & 2 for fan)
- Average temp. increase of lens above ambient: 10°C
- Dimensions (W x H x D): 128 mm x 146 mm x 189 mm



FR-5000-205

Anti-condensation prism heater



The heater pad is an efficient, ultra slim heating pad which is fixed behind the mounting plate.

The FR-5000-205 increases the temperature of the prism through the mounting plate thus maintaining the reflector at a higher temperature than the surrounding air. This reduces the likelihood of condensation forming on the lens which, in turn, reduces the potential for false alarms.



Does not include the prisms.

Specifications

• Operating voltage:	24VAC/DC
• Power consumption at 24V:	20W
• Steady-state current at 24V:	0.8A (typical)
• Operating temperature:	-10°C to +35°C
• Recommended fuse rating:	2A
• Connections:	2 x 500 mm PTFE flying leads
• Time taken to reach peak temperature:	30 min.
• Average temp. increase of lens above ambient:	10°C
• Dimensions (W x H x D):	284 mm x 38 mm x 284 mm

OSID beam smoke detector



The OSID system measures the level of smoke entering beams of light projected over an area of protection. A single OSID imager can detect up to 7 emitters to provide a wide coverage area. Two innovations in smoke detection technology have been developed for the revolutionary OSID smoke detector. By using advanced dual wavelength projected beams and optical imaging technology for early warning smoke detection, OSID provides a low-cost, reliable and easy-to-install solution that overcomes typical beam detection issues such as false alarm incidents and alignment difficulties.

- Superior smoke detection and nuisance alarm rejection
- Simple and fast installation, easy to align
- High tolerance to vibration and structural movement
- High immunity to dust, steam, birds and insects
- High resistance to reflections and sunlight
- Minimal free spacing required (20 x 20 cm)



This range is available on request only. Please check the last price list for Lead time information.

Specifications

• Supply voltage:	20 to 30VDC (24VDC nominal)
• Imager current consumption:	Nominal @ 24VDC: 8mA (1 emitter); 10mA (7 emitters) Peak @ 24VDC (during training mode): 31mA
• Emitter current consumption:	Wired version @ 24VDC: 350uA (Standard power); 800uA (High power)
• Dimensions (Emitter / Imager):	198 mm x 130 mm x 96 mm

CPD number: 0333-CPD-075387

OSI-10

OSID Imager, 7° coverage, 24VDC

OSI-90

OSID Imager, 80° coverage, 24VDC

OSE-SP-01

OSID Emitter, Standard power, battery version

OSE-SPW

OSID Emitter, Standard power, wired at 24VDC

OSE-HPW

OSID Emitter, High power, wired at 24VDC

For spare parts, please refer to § Spare Parts at the end of this chapter (02. Conventional Systems)

OSID beam detector accessories

OSID-INST

Installation kit for OSID beam detectors



- Kit containing:
- Laser alignment tool (OSP-002)
 - Test filter
 - PC cable
 - Cleaning cloth
 - Manual

OSP-001

FTDI cable 1.5m for OSID beam detectors

OSP-002

Laser alignment tool for OSID beam detectors

OSI-EHI

Environmental housing (IP66) for OSID Imager



Specifications

- Ambient temperature: -25°C to +60°C
- IP rating: IP66, IK07
- Material: ABS
- Dimensions (W x H x D): 241 mm x 194 mm x 127 mm

OSI-EHE

Environmental housing (IP66) for OSID Emitter



Specifications

- Ambient temperature: -25°C to +60°C
- IP rating: IP66, IK07
- Material: ABS
- Dimensions (W x H x D): 241 mm x 194 mm x 127 mm



Conventional manual call points & switches

Indoor (IP24) red colour MCP



The MCP1A range are Manual Call Points (MCP), both with a 470 Ohm resistor and normally open contact, complete with Plexi. The MCP1A-R470FF-01 is designed for flush mounting. The call points are designed to provide a manual alarm interface to conventional fire alarm control panels and are supplied in the standard red colour.



The red conventional call points contain:
 - Operating element label: EN54-11 "Dot & Arrows"
 - Function label: Burning House



- Unique 'Plug & Play' installation concept
- Re-settable operating element
- Resistive and clean contact connections
- Semi-flush or surface mounting
- Approved to EN54-11
- Backward compatibility
- Enhanced aesthetics

Specifications

- Dimensions (W x H x D):
 - Semi-flush mounting: 89 mm x 93 mm x 27.5 mm
 - Surface mounting: 89 mm x 93 mm x 59.5 mm
- Weight:
 - Semi-flush: 110g
 - Surface: 160g
- Operating Temperature Range:
 - 10°C to +55°C
- Operating tension:
 - 24VDC Nominal

The series red MCP is LPCB approved EN54-11

MCP1A-R470FF-01

MCP flush with flexible element

2 outputs: Normally open (max. 30VDC/2A) + monitoring resistor 470R.

CPD number: 0832-CPD-0642

MCP2A-R470FF-01

MCP flush with flexible element & LED

2 outputs: normally open (max. 30VDC/2A) + monitoring resistor 470R.

CPD number: 0832-CPD-0644



MCP3A-R000FF-01

MCP flush with flexible element and changeover contacts

With changeover contacts (max. 30VDC/2A).

CPD number: 0832-CPD-0648

MCP4A-R000FF-01

MCP flush with flexible element

With double pole changeover contacts (max. 30VDC/2A).

CPD number: 0832-CPD-0649

Indoor (IP24) MCP Other colours



The conventional call points in other colors contain:
 - Operating element label: EN54-11 'dot & arrows'
 - Function label: Plain color



Please replace "x" in the part n° by the code for the needed color: Y = yellow (RAL1006); G = green (RAL6016); B = blue (RAL5002); W = white (9010)



Items available on request only. Please check the last price list for Lead time information.



MCP3A-x000FF-11

MCP flush with flexible element

With changeover contacts (max. 30VDC).

MCP4A-x000FF-11

MCP flush with flexible element

With double pole changeover contacts (max. 30VDC).

Security range, triple pole MCP

M8A-G000SF

M8 Triple pole call point, green, surface mount with plexi

Includes three change-over outputs to switch three separate circuits.



Specifications:

- Maximum operating voltage: 30VDC
- Maximum current: 2A
- IP rating: IP24D
- Operating temperature: -30°C to +70°C
- Weight: 180g
- Dimensions (W x H x D): 89 mm x 93 mm x 59.5 mm
- Colour: Green, RAL6016



Contains:
 - Triple pole call point, including back box
 - 2 Function markings:
 - Installation pack



Item available on request only. Please check the last price list for lead time information.



Water resistant (IP67), red coloured MCP



Specifications:

- Operating Temperature Range: -30°C to +70°C
- Weight: 270g
- Dimensions (W x H x D): 97.5 mm x 93 mm x 65.5 mm



The red call WCP1/3A call points contain:
 - Operating element label: EN54-11 "Dot & Arrows"
 - Function label: Burning House



WCP3A-R000SF-01

IP67 MCP surface with flexible element

With single pole changeover (max. 30VDC/2A). Includes surface mounting box.

CPD number: 0832-CPD-0659

WCP1A-R470SF-01

IP67 MCP surface with flexible element

2 outputs: normally open (max. 30VDC/2A) + monitoring resistor 470R. Includes surface mounting box.

CPD number: 0832-CPD-0654

Water resistant (IP67), MCP other colours



The conventional call points in other colors contain:
 - Operating element label: EN54-11 'dot & arrows'
 - Function label: Plain color



Please replace "x" in the part n° by the code for the needed color: Y = yellow (RAL1006); G = green (RAL6016); B = blue (RAL5002); W = white (9010)



Items available on request only. Please check the last price list for lead time information.



WCP3A-x000SF-11

IP67 MCP surface with flexible element, color x

With single pole changeover (max. 30VDC/2A). Includes surface mounting box.

WCP1A-G470SF-11

MCP surface with flexible element, color Green

2 outputs: normally open (max. 30VDC/2A) + monitoring resistor 470R. Includes surface mounting box. Color: Green, RAL 6016.

WCP1A-Y470SF-11

MCP surface with flexible element, color Yellow

2 outputs: normally open (max. 30VDC/2A) + monitoring resistor 470R. Includes surface mounting box. Color: Yellow, RAL 1006.

For spare parts, please refer to § Spare Parts at the end of this chapter (02. Conventional Systems)

MCP Accessories

PS200

Transparent protective hinged cover



Specifications

- Weight: 37g

Key switches single pole (KSxS range)**



The keyswitches contain function label: Plain color
All the keyswitches (K**xS range) are surface mount.
They replace the Wx9100 series.

Specifications:

- Maximum voltage range: 250VAC @ 50Hz
- Current rating: 2A @ 250VAC
- Operating Temperature Range: -20°C to +55°C
- Dimensions (W x H x D): 87 mm x 87 mm x 52 mm
- IP rating: IP24
- Colour: See product description
- Material: ABS



Items available on request only. Please check the last price list for lead time information.

K20SGS-01

Key switch, single pole, 2 positions (key removable in both positions), Green

Replacement for Wx9101 and Wx904.

K20SRS-01

Key switch, single pole, 2 positions (key removable in both positions), Red

K20SWS-01

Key switch, single pole, 2 positions (key removable in both positions), White

K20SYS-01

Key switch, single pole, 2 positions (key removable in both positions), Yellow

K21SBS-01

Key switch, single pole, 2 positions (key captive in one position), Blue

Replacement for Wx9102.

K21SGS-01

Key switch, single pole, 2 positions (key captive in one position), Green

K21SRS-01

Key switch, single pole, 2 positions (key captive in one position), Red

K21SWS-01

Key switch, single pole, 2 positions (key captive in one position), White

For spare parts, please refer to § Spare Parts at the end of this chapter (02. Conventional Systems)



K21SYS-01

Key switch, single pole, 2 positions (key captive in one position), Yellow

K30SRS-01

Key switch, single pole, 3 positions (key removable in all positions), Red

Replacement for Wx9103.

K30SYS-01

Key switch, single pole, 3 positions (key removable in all positions), Yellow

Rocker switches



The rocker switches contain:

- Function label: Plain color

All the rocker switches (Wx920x range) are flush mount.

Specifications:

- | | |
|--------------------------------|-------------------------|
| • Maximum voltage range: | 240VAC or 24VDC |
| • Current rating: | 2A @ 240VAC; 6A @ 24VDC |
| • Operating Temperature Range: | -20°C to +70°C |
| • Relative humidity: | 0-95% (non-condensing) |
| • IP rating: | IP24D |
| • Colour: | See product description |
| • Material: | ABS |



Items available on request only. Please check the last price list for lead time information.

WR9201

Rocker switch 2 positions, Red

Double pole changeover contact.

WY9202

Rocker switch double pole ON/OFF, Yellow

With 220VAC red neon indicator.

WR9203

Rocker switch 3 positions, Red

With two sets of three contacts.

Miniature push switches



The miniature push switches contain:
 - Function label: Plain color
 All the miniature push switches (Wx930x range) are Flush mount.

Specifications:

- Maximum voltage range: 240VAC or 24VDC
- Current rating: 0.5A @ 240VAC; 1A @ 24VDC
- Operating Temperature Range: -25°C to +55°C
- Relative humidity: 0-95% (non-condensing)
- IP rating: IP24D
- Colour: See product description
- Material: ABS



Items available on request only. Please check the last price list for lead time information.

WB9301	Miniature switch momentary action, non terminated, Blue
WG9301	Miniature switch momentary action, non terminated, Green
WW9301	Miniature switch momentary action, non terminated, White
WB9302	Miniature switch momentary action, terminated, Blue
WR9304	Miniature switch latching, terminated, Red

Push switches



The push switches contain:
 - Function label: Plain color
 All the push switches (Wx940x range) are Flush mount.

Specifications:

- Maximum voltage range: 240VAC or 24VDC
- Current rating: 6A @ 240VAC / 24VDC
- Operating Temperature Range: -25°C to +55°C
- Relative humidity: 0-95% (non-condensing)
- IP rating: IP24D
- Colour: See product description
- Material: ABS



Items available on request only. Please check the last price list for lead time information.

WB9403-11	Switch single pole, momentary action, Blue
WY9403-11	Switch single pole, momentary action, Yellow
WG9402	Switch 2 positions, Green
WB9309	Twin push button unit, both illuminated, Blue



Conventional Manual Call Point & Switches Accessories

Surface Mounting boxes



Please replace "x" in the part n° by the code for the needed colour:
Y = yellow; G = green; B = blue; W = white

Specifications:

- Dimensions (W x H x D): 87 mm x 87 mm x 32 mm

SR0T

Surface mounting box red

Sx0T

Surface mounting box other color

Conventional Audio & Visual Devices - ENScape series

Sounders



- Simple, fast & flexible installation
- Suitable for wall and ceiling mount
- 32 tones, including a bell tone
- Two stage sounders enable alert and alarm sequences to be set for phased evacuation
- Synchronised sounder output
- Approved to EN54-3

The conventional ENScape sounder is a high quality device designed to alert building occupants of an emergency. The product features a new folded horn design which provides outstanding sound output at low current draw. With its modern design, global tone set and extensive installer-friendly features, the ENScape sounder is the logical choice for specifiers, installers and distributors.



Includes (low profile or deep) base, see product description.

Specifications

- Dimensions (Ø x H): 100 mm x 77 mm (low profile base)
100 mm x 102 mm (deep base)
- Weight: 190g (low profile base); 197g (deep base)
- Operating Voltage Range: 9-29VDC
- Current: 31mA at 29 VDC (Tone 8)
- Max. sound output: 107dB (A) @ 1m (Tone 23)
- Number of tones: 32, including a bell tone
- Approved to: EN54-3

CPR number: 0832-CPR-F0254; VDS number: G215015

CWSO-RR-S1

EN Sounder, red, 32 tones, max. 107dB, incl. low profile base

CWSO-WW-S1

EN Sounder, white, 32 tones, max. 107dB, incl. low profile base

CWSO-RR-W1

EN Sounder, red, 32 tones, max. 107dB, incl. deep base (IP65)

CWSO-WW-W1

EN Sounder, white, 32 tones, max. 107dB, incl. deep base (IP65)

Strobes



- Simple, fast & flexible installation
- Suitable for wall and ceiling mount
- Advanced optics ensure superior light coverage at low current draw
- Synchronised flash exceeds EN54-23 standard
- Approved to EN54-23, C & W categories

The conventional beacons feature high output LEDs, advanced optics and an innovative lens design, providing outstanding Omni-directional light coverage at low current draw. Specifically designed for, and approved to meet EN54-23, the ENScape beacon delivers outstanding quality, reliability and long operational life.



Includes (low profile or deep) base, see product description.

Specifications

- Dimensions (Ø x H): 100 mm x 72 mm (low profile base)
100 mm x 97 mm (deep base)
- Weight: 164g (low profile base); 171g (deep base)
- Operating Voltage Range: 9-29VDC
- Current: 26mA at 29 VDC
- Flashing frequency: 0.5Hz
- Approved to: EN54-23 C & W categories

CPR number: 0832-CPR-F0257; VDS number: G215016

For spare parts, please refer to § Spare Parts at the end of this chapter (02. Conventional Systems)



CWST-RW-S5	EN Strobe with red low profile base & white LED, EN54-23 C, W class
CWST-WW-S5	EN Strobe with white low profile base & white LED, EN54-23 C, W class
CWST-RR-S5	EN Strobe with red low profile base & red LED, EN54-23 C, W class
CWST-WR-S5	EN Strobe with white low profile base & red LED, EN54-23 C, W class
CWST-RW-W5	EN Strobe with red deep base & white LED, EN54-23 C, W class (IP65)
CWST-WW-W5	EN Strobe with white deep base & white LED, EN54-23 C, W class (IP65)
CWST-RR-W5	EN Strobe with red deep base & red LED, EN54-23 C, W class (IP65)
CWST-WR-W5	EN Strobe with white deep base & red LED, EN54-23 C, W class (IP65)

Sounder-strobes



- Simple, fast & flexible installation
- Suitable for wall and ceiling mount
- 32 tones, including a bell tone
- Advanced optics ensure superior light coverage
- Synchronised flash exceeds EN54-23 standard
- Approved to EN54-3 (sounder) and EN54-23, C & W categories (strobe)

The conventional sounder beacon is ideal for applications where a dual purpose audible and visual alarm device is required. The product features a new folded horn design, high output LEDs, advanced optics and an innovative lens design, providing outstanding sound output and omnidirectional light coverage at low current draw. Specifically designed and approved to meet both EN54-3 and EN54-23, the ENscape sounder beacon delivers outstanding quality, reliability and extended operational life.



Includes (low profile or deep) base, see product description.

Specifications

• Dimensions (Ø x H):	100 mm x 98 mm (low profile base) 100 mm x 122 mm (deep base)
• Weight:	low profile base: 248g (W class) or 236g (O class); deep base: 255g (W class) or 242g (O class)
• Operating Voltage Range:	12-29VDC
• Current:	49mA at 29 VDC (class W) tone 7 22mA at 29VDC (class O) tone 7
• Max. sound output:	107dB (A) @ 1m (Tone 23)
• Number of tones:	32, including a bell tone
• Flashing frequency:	0.5Hz
• Approved to:	EN54-23 C, W & O categories EN54-3

EN54-23 C, W Class

CPR number: 0832-CPR-F0262; VDS number: G215013

CWSS-RW-S5	EN Sounder/Strobe with red low profile base & white LED
CWSS-WW-S5	EN Sounder/Strobe with white low profile base & white LED
CWSS-RR-S5	EN Sounder/Strobe with red low profile base & red LED
CWSS-WR-S5	EN Sounder/Strobe with white low profile base & red LED

CWSS-RW-W5 EN Sounder/Strobe with red deep base & white LED (IP65)

CWSS-WW-W5 EN Sounder/Strobe with white deep base & white LED (IP65)

CWSS-RR-W5 EN Sounder/Strobe with red deep base & red LED (IP65)

CWSS-WR-W5 EN Sounder/Strobe with white deep base & red LED (IP65)

EN54-23 Open Class

CPR number: 0832-CPR-F0259; VDS number: G215014

CWSS-RR-S3 EN Sounder/Strobe with red low profile base & red LED

CWSS-WR-S3 EN Sounder/Strobe with white low profile base & red LED

CWSS-RR-W3 EN Sounder/Strobe with red deep base & red LED (IP65)

CWSS-WR-W3 EN Sounder/Strobe with white deep base & red LED (IP65)

ENscape accessories



The below items are shipped per 5 pieces

CSR Low profile base, red, pack of 5

CSW Low profile base, white, pack of 5

CWR Deep IP65 base, red, pack of 5

CWW Deep IP65 base, white, pack of 5

PS188 Deep base O-ring, pack of 5

PS189 Deep base gasket, pack of 5

SC076 Earther strap, pack of 5



Spare parts

Part number	Description	Spare part for:
020-745-008	Spare installation kit. Includes 8 capacitive end of lines, battery leads, allen key, panel controls key and sounder end of line resistors.	NFS2-8
020-817	Spare text insert labels R1, Dutch, French, English, German, Swedish and Danish slide in labels.	NFS2-8
020-823	Spare allen key 4mm right angle	NFS2-8
020-849	Two zone replacement PCB	NFS2
020-850	Four zone replacement PCB	NFS4
020-851	Eight zone replacement PCB	NFS8
020-852	Replacement power supply baseboard for NFS panel range	NFS2-8
020-865	Pack of 10 spare red keys	NFS2-8
MUS 156	Spare EN54 breakglass for all KAC call points (pack of 10)	Conventional call points
OSE-RBA	Emitter spare battery Alkanine	OSID beams
OSE-RBL	Emitter lithium battery exchange unit	OSID beams
PS230	Spare EN54 flexible operating elements for MCP call points (pack of 10)	Conventional call points
SC070	Pack of 10 spare test keys	Conventional call points
SC071	Pack of 20 terminal blocks	Conventional call points




Extinguishing Systems

 **NOTIFIER**[®]
by Honeywell

Extinguishing Systems

Notes

A large grid of graph paper, consisting of 20 columns and 30 rows of small squares, intended for taking notes.

Extinguishing Panels

RP1R-Supra

Extinguishing control panel with display



- Compact extinguishing panel controlled by 32 bits microprocessor from the last generation.
- Easy configuration by means of keyboard and display.
- 2 conventional zones for detectors and a third one configurable for detectors or call points.
- Manual abort switch and hold manual call point.
- Sounder delay configurable from 30 - 300 sec. and verification time from 1 - 10 min
- Delays disabled from keyboard (optional).
- Input circuit for flow and low pressure and open door monitoring.
- Two release circuits. The second one can be used independently for preactivation.
- Countdown timer display which indicates the seconds left for release.
- 40 leds to quickly identify events.
- Relays for General fault, Extinguishing release activated, Preactivation, Extinguishing release in progress, Extinguishing release cancelled, Manual mode, Automatic mode
- Operating mode: Automatic, Manual and Disabled.
- Digital input for remote actions configurable as: system reset, evacuation, silence or delay on/off.
- Plug-in terminals for all connections.
- Designed to comply with EN54-2/4 and EN12094/1:2003.
- CE marking.

The RP1r-Supra control panel has been designed to efficiently manage the automatic release sequence of any extinguishing system of gas, CO2 (according EN12094:1/2003 requirements), foam, dust, aerosol or sprinklers.

The RP1r-Supra compact control panel includes: a switched 65W power supply with battery charger; three input zones to connect directly to two-wire conventional detectors and external release call point; two release monitored and electronically protected output circuits and two sounder outputs with different frequencies to identify each of the extinguishing stages (preactivated mode, activated mode, hold/abort and release). The front panel includes system status leds, a 2-digit countdown timer, a GAS sign and a keyswitch for Acces level 2.

There are inputs circuits for low and flow pressure monitoring, open door control; hold and release abort call points and status relays (general fault, extinguishing release activated, preactivation, extinguishing release in progress, extinguishing release cancelled, manual mode, automatic mode).

RP1r-Supra also includes two RS232 interfaces, an USB interface and an I2C which allow a visualization of the history log of connection of a relay card.

Specifications

- | | |
|---------------------------------|---|
| • Power supply: | 110/230VAC; 50/60Hz. |
| • Quiescent current: | 125mA max. |
| • Total max. current: | 2.4A |
| • Batteries: | 2 x 7Ah. |
| • Load max. current: | 300mA |
| • Battery fuse: | F4L 250V (4A) |
| • Outputs: | |
| • 2 monitored sounder outputs: | 2 x 250mA |
| • 2 aux. power supply outputs: | 2 x 250mA (resettable and non-resettable) |
| • 2 release circuits: | 1A max. each circuit |
| • Operating temperature: | from -5°C to +40°C |
| • Relative humidity: | 95% max. (non-condensing) |
| • Environmental classification: | Class A |
| • IP rating: | IP30 |
| • Dimensions (W x H x D): | 381 mm x 353 mm x 123 mm |
| • Weight: | 4 kg (without batteries) |

CPR number: 1134-CPR-045

BOSEC: Included in the EN54-13 system certificate

NF50: B-9057-FD-879c (MCX-55ME);

NF3000: B-9057-FD-878c (MCX-55ME)

VSN-232

RS 232 serial interface



Specifications

- Weight: 113g

ITAC

Interface module RP1r



Communication card to transmit the information of the extinguishing control panel to the intelligent NF30/50 or NF3000.

Specifications

- Dimensions (H x W x D): 50 mm x 125 mm x 40 mm

- ITAC should be installed inside RP1r box from which it is powered by means of the 4 supplied cables.
- Relay included, 1A. NO/NC/C general fault.
- 16 leds to inform about 16 events max.
- Shortcircuit isolator option.
- 2 rotary switches provided to select the start module addresses (01-99) in the loop.
- 2 plug-in connectors with 3 terminals each one (+, - and shield).

VSN-4REL

4 Relay board



Necessary to comply with EN12094:1/2003 (Option 4.26).

Specifications

- Weight: 200g
- Dimensions (H x W x D): 357 mm x 382 mm x 94 mm
- Operating temperature: -5°C to +45°C
- Relative humidity: 5% to 95% (non-condensing)
- Contact: 2A/30VDC

RACK-SUPRA

19" Rack mounting kit for RP1r-Supra

For rack mounting of RP1r-Supra. Made in black lake iron of 8U height.

Specifications

- Dimensions (H x W x D): 355 mm x 480 mm x 125 mm

Manual Control Units

ECP-804900

Manual release call point - class B



Includes: yellow housing, key for reset and enclosure opening.
EN12094-3 compliant.
Labels in Dutch, French, English and German.

Specifications

- Operating voltage: 8-30VDC
- Connection terminal: max. 2.5mm²
- Operating temperature: -10°C to 50°C
- IP rating: IP44
- Housing: PC ASA plastic
- Weight: approx. 236g (with housing)
- Dimensions (H x W x D): 133 mm x 133 mm x 36 mm

CPD number: 0786-CPD-20194

ECP-804902

Electric stop push button - class B



Includes: blue housing, key for reset and enclosure opening.
EN12094-3 compliant.
Labels in Dutch, French, English and German.

Specifications

- Operating voltage: 8-30VDC
- Connection terminal: max. 2.5mm²
- Operating temperature: -10°C to 50°C
- IP rating: IP44
- Housing: PC ASA plastic
- Weight: approx. 236g (with housing)
- Dimensions: 133 mm x 133 mm x 36 mm

CPD number: 0786-CPD-20195

ESS-704917

IP55 kit for ECP call points



Pack of 10 pieces



Sprinkler Panels

NF3000/SMC series



- Available in 64 or 128 zones version
- Complies with sprinkler system standard NEN-EN12845: 2011
- Robust and compact Rittal enclosure (12U or 21U)
- 64 zone tri-color LED indication (green-yellow-red)
- Up to 4 LED boards can be daisy-chained (for up to 255 zones)
- LED indication to indicate either network detector zones or local detector zones
- Space for 4 additional project specific pushbuttons
- Includes RS485 interface (020-479)

The NOTIFIER NF3000/SMC sprinkler panels offer a wide range of features and functions while being very easy to install, program and operate.

The panel is CPD approved to EN54-2 and 4 and the Dutch installation standard NEN-EN 12845:2011 and NEN1073.

A full range of advanced input and output modules, fire detectors, LED boards, sprinkler repeaters, mimic drivers and other peripherals allow you to obtain a flexible sprinkler alarm system.

By default, the modular sprinkler panel is equipped with 2 loops, with a capacity of 99 modules (and 99 detectors) per loop and can be extended by 2 loops to a maximum of 8 loops.

The NF3000/SMC sprinkler panel can be connected to a ID²NET peer to peer network, so that the panels operate as one system in large applications. Up to 32 network addresses can be recorded in a ID²NET network.

In addition to the LED indicators, a graphic LCD display (240 x 64 pixels), ensures clear messages.

Specifications

- Operating voltage: 230V, 50Hz (fused at 5A)
- Sounder outputs: 2 sounder outputs 1A each
- Siren / voltage free outputs: 2 Sirens / voltage free outputs, 30V at 1A
- Relay outputs: Fire Relay, 30V at 1A
Fault relay, 30V at 1A
- Auxiliary output: 2 auxiliary outputs 26-28V at 1A each
- Total Auxiliary output: Total sounders and auxiliary power depends on the selected power supply (reference: PSU specifications)
Can hold 2 batteries up to 45Ah.
- Battery space: 12U: 612mm x 600mm x 372.5mm
- Dimensions (H x W x D): 21U: 1012mm x 600mm x 372.5mm
- Weight: 12U: approx 42.4 kg
21U: approx 58 kg

NF3000/64 SMC-V2-12U

Intelligent sprinkler panel 64 zones, 12U (dutch text)

Includes 64 zones. Each zone can be configured as alarm (red) or technical supervision (yellow). Size: 12U. Includes RS485 interface (020-479).

NF3000/128 SMC-V2-21U

Intelligent sprinkler panel 128 zones, 21U (dutch text)

Includes 128 zones. Each zone can be configured as alarm (red) or technical supervision (yellow). Size: 21U. Includes RS485 interface (020-479).

Peripheral devices



Please note that a specific training is required for the installation of the below items.

020-479

NF3000 Isolated RS485 module kit



Includes PCB for isolated RS485 port for peripherals such as repeaters. Uses 1 panel COM port. Already included in the sprinkler panel.

002-452-002

IDR6-A active repeater for NF3000/SMC panels



Includes status indication leds and text insert label kit.

Specifications

- Dimensions (W x H x D): 255 mm x 165 mm x 55 mm

020-741

IDR-CM Compact MIMIC main board kit



Compatible with NF30/50 and NF3000 Panels. 16 outputs on board and up to 9 expansion boards (020-742) can be added (drive led's or relays), giving max. of 160 outputs.

5 led outputs (Power ok, Test, Gen. Fault, Disablement & Fire) and 6 inputs (Key switch, Evacuate, Mute buzzer, Silence sounders Lamp test & Reset). Requires ext. 24Vdc Power source.

For use with "local zones".

020-742

IDR-CME MIMIC Expansion board kit



Provides 16 LED's or relays outputs. Up to 9 expansion boards can be daisy chained. Requires 020-741 IDR-CM Mimic main board.

For use with "local zones".

020-573

IDR-M MIMIC Control pca kit



Mimic control PCA Kit. Supports up to 8 Mimic Drivers.

Requires external 24Vdc Power source.

Requires minimum one 020-574. For use with "network zones".

020-574

IDR-MD MIMIC Driver and terminal board



Mimic Driver and terminal board PCA Kit. Provides 64 LED'S or relays outputs and 8 inputs.

Up to 8 Mimic Drivers can be daisy chained.

Requires Mimic Control PCA Kit and external 24Vdc Power source.

For use with "network zones".



Emergency Fire Signalling Panels



Optical and acoustic signalling panels suitable for any risk situation such as fire, flooding, gas extinguishing, etc. Panels are delivered without labels that have to be ordered separately. The housing material is a self-extinguishing thermoplastic, white color and the diffuser is a clear self-extinguishing polycarbonate.



Order labels separately.

A5055 SS

LED's light signalling panel

Specifications

- Weight: 700g
- Dimensions (W x H x D): 365 mm x 180 mm x 50 mm
- Rated current: 58 mA @ 24VDC
66 mA @ 12VDC
- IP rating: IP40

A5555 SS

LED's light signalling panel IP65

Specifications

- Weight: 900g
- Dimensions (W x H x D): 325 mm x 130 mm x 80 mm
- Operating temperature: from -10°C to +50°C
- Rated current: 58 mA @ 24VDC
66 mA @ 12VDC
- IP rating: IP65

Text labels

Text labels for A5055 SS Signalling Panels



The below items are available on request only. Please check the last price list for Lead time information.

A08670N

“BRANDALARM”

A08671N

“ONTRUIMINGSALARM”

A08666

“EXTINGUISHING IN PROGRESS”

A08668

“FIRE ALARM”

A08670

“ALARME INCENDIE”

A08671

“EVACUATION IMMEDIATE”

A08672

“ENTREE INTERDITE”



Other labels can be custom made (min. 100 pcs)

For spare parts, please refer to § Spare Parts at the end of this chapter (03. Extinguishing Systems)

Text labels for A5555 SS IP65 Signalling Panels

A08671N-W

“ONTRUIMINGSALARM” IP65

A08672N-W

“VERBODEN TOEGANG - GASALARM” IP65



Other labels can be custom made (min. 100 pcs)

Sprinklers Systems Monitoring



The below items are available on request only. Please check the last price list for Lead time information.

WF DEN Waterflow Detectors



The new WF DEN Series waterflow detectors consists of a rugged, IP56-rated enclosure that is more damage resistant than previous metal designs. The waterflow detector is designed for both indoor and outdoor use, with the widest available temperature range, from 0°C to 68°C.

Models are equipped with tamper-resistant cover screws to prevent unauthorized entry. Inside, two sets of SPDT (Form C) synchronized switches are enclosed in a durable terminal block with new layout designed to make wiring easy with wire ready terminals, COM terminals are on a different elevation, large barrier between switches and easy to read raised textured lettering all make wiring easy. An optional cover tamper switch is available, securely snaps into place, no tools required.

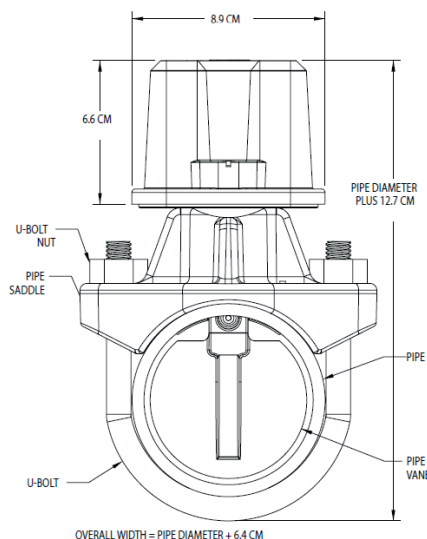
The WF DEN series incorporates a mechanical time delay feature, which minimizes the risk of false alarm due to pressure surges or air trapped in the fire sprinkler system. The larger and easy to turn timer dial makes setting the waterflow detector easy with high contrast pad printed markings and three tabs to help with turning.

The WF DEN series is designed for accuracy and repeatability. The detector also offers improved performance during vibration in riser applications where detectors are exposed to a large in rush of water.

- Compliant with CPR
- New directional cover allows installers and inspectors to easily see the direction of flow
- IP56 rated
- New cover provides a better seal, is lighter weight, not painted and corrosion resistant.
- Sealed retard mechanism immune to dust and other contaminants
- Less exposed metal reduces shock hazard, plastic cover acts as insulator and is resistant to arcing.
- Visual switch activation
- Audible switch activation (73 dBA)
- Field-replaceable timer/switch assembly.
- Accommodates up to 12 AWG wire
- 100 percent synchronization activates both alarm panel and local bell or horn strobe.
- Tamper-resistant cover screws
- Improved water sealing
- Reduced product weight
- Wire-ready terminals
- Improved wiring with new terminal block layout
- Snap-in optional cover tamper switch
- Timer repeatability
- Dial accuracy

CPD number: 0786-CPD-40151

Overall dimensions:



For spare parts, please refer to § Spare Parts at the end of this chapter (03. Extinguishing Systems)



WFD20EN

Waterflow detector for use with 50 mm steel pipe



Specifications

- Hole size: 31.8 mm
- Triggering flow rate (liters/min): 47 liters / minute
- Static pressure rating (max.): 250 PSI
- Operating temperature range: 0°C to 49°C
- Enclosure rating: Nema4/IP56
- Contact ratings: 10A @ 125/250 VAC; 2.5A @ 24VDC

WFD25EN

Waterflow detector for use with 65 mm steel pipe



Specifications

- Hole size: 31.8 mm
- Triggering flow rate (liters/min): 49 liters / minute
- Static pressure rating (max.): 250 PSI
- Operating temperature range: 0°C to 49°C
- Enclosure rating: Nema4/IP56
- Contact ratings: 10A @ 125/250 VAC; 2.5A @ 24VDC

WFD30EN

Waterflow detector for use with 80 mm pipe



Specifications

- Hole size: 31.8 mm
- Triggering flow rate (liters/min): 47 liters / minute
- Static pressure rating (max.): 250 PSI
- Operating temperature range: 0°C to 49°C
- Enclosure rating: Nema4/IP56
- Contact ratings: 10A @ 125/250 VAC; 2.5A @ 24VDC

WFD40EN

Waterflow detector for use with 100 mm pipe



Specifications

- Hole size: 50.8 mm
- Triggering flow rate (liters/min): 53 liters / minute
- Static pressure rating (max.): 250 PSI
- Operating temperature range: 0°C to 49°C
- Enclosure rating: Nema4/IP56
- Contact ratings: 10A @ 125/250 VAC; 2.5A @ 24VDC

WFD60EN

Waterflow detector for use with 150 mm pipe



Specifications

- Hole size: 50.8 mm
- Triggering flow rate (liters/min): 55 liters / minute
- Static pressure rating (max.): 250 PSI
- Operating temperature range: 0°C to 49°C
- Enclosure rating: Nema4/IP56
- Contact ratings: 10A @ 125/250 VAC; 2.5A @ 24VDC

WFD80EN

Waterflow detector for use with 200 mm pipe



Specifications

- Hole size: 50.8 mm
- Triggering flow rate (liters/min): 64 liters / minute
- Static pressure rating (max.): 250 PSI
- Operating temperature range: 0°C to 49°C
- Enclosure rating: Nema4/IP56
- Contact ratings: 10A @ 125/250 VAC; 2.5A @ 24VDC



Pressure switches

EPS10-1

Alarm Pressure Switches



EPS10 Series switches are designed for use in wet, dry, deluge, and pre-action automatic sprinkler systems to indicate a discharge from a sprinkler. The EPS10-1 has a single SPDT switch. The EPS10 Series features field adjustable pressure sensitivity to provide an alarm response between 4 and 20 psi. It is factory set to respond at 4 – 8 psi on rising or falling pressure. The EPS10 Series switches are NEMA 4 rated.

Specifications

- Weight: 540g
- Maximum operating pressure: 300 PSI
- Operating temperature range: -40°C to 71°C
- Switch contact ratings: 10A @ 125/250 VAC; 2.5A @ 6/12/24 VDC
- Dimensions (H x W x L): 13 cm x 8.4 cm x 10.8 cm

EPS40-1

Field-adjustable pressure switch



EPS40 Series switches are designed for use in wet, dry, deluge, and pre-action automatic sprinkler systems to indicate a discharge from a sprinkler. The EPS40-1 has a single SPDT switch. The EPS40 Series feature field adjustable pressure sensitivity to provide an alarm response between 10 and 100 psi. The EPS40-1 is factory set to respond at 30 psi at decreasing pressure.

Specifications

- Weight: 540g
- Maximum operating pressure: 300 PSI
- Operating temperature range: -40°C to 71°C
- Switch contact ratings: 10A @ 125/250 VAC; 2.5A @ 6/12/24 VDC
- Dimensions (H x W x L): 13cm x 8.4cm x 10.8cm

OSY2

Supervisory switch



The OSY2 is used to monitor the open position of an Outside Screw and Yoke type gate valve. It consists of a rugged housing, intended for indoor and outdoor use. The OSY2 features a user-friendly mounting bracket and adjustable shaft to permit mounting to most OS&Y valves. Its installation is made easier with the single side conduit entrance and is equipped with tamper-resistant cover screws to prevent unauthorized entry. Inside, two sets of synchronized switches are enclosed in a durable terminal block to assure reliable performance.

Specifications

- Weight: 1.3kg
- Operating temperature range: 0°C to 49°C
- Switch contact ratings: 10A @ 125/250 VAC; 2.5A @ 6/12/24 VDC
- Dimensions (H x W x L): 14.6cm x 8.9cm x 8.2cm

PIBV2

Supervisory switch of control valves

WFDT

T-TAP waterflow detector 1-1.5”

For spare parts, please refer to § Spare Parts at the end of this chapter (03. Extinguishing Systems)


Spare parts

Part number	Description	Spare part for:
ECP-25566A	Foil of 24 Dutch labels for ECP-804900	ECP-804900
ECP-25566A-W	Foil of 12 Dutch and 12 French labels for ECP-804902	ECP-804902
ESS-704901	Blue housing for electric stop push button, includes plastic key	ECP-804902
ESS-704902	Yellow housing for electronic control unit, includes plastic key	ECP-804900
ESS-704910	Break glass for ECP-804900 and ECP-84902	ECP call points
ESS-704911	Front label foil for electronic stop push button, includes Dutch, French, English, German & Italian labels (Pack of 10; Replacement for ECP-LABELS B)	ECP-804902
ESS-704912	Front label foil for manual control unit, includes Dutch, French, English, German & Italian labels (Pack of 10; Replacement for ECP-LABELS Y)	ECP-804900
ESS-769910	Plastic key for Class B MCP	ECP call points
LED-SMC-64Z-V2	Sprinkler led board tricolore	sprinkler
RP1r-CLL	Spare lock & key (1 key only)	RP1r
RP1r-FA	RP1r spare power supply unit	RP1r
RP1r-PCB	RP1r base PCA assembly kit	RP1r
RP1R-SUPRA-KEY	Spare keylock & key for RP1R-SUPRA	RP1r-Supra
RP1R-SUPRA-PCB	RP1r-SUPRA PCB panel	RP1r-Supra
TFT-SUPRA	Spare TFT 4,3" Touchscreen display for RP1r-SUPRA	RP1r-Supra
VSN-LL	Key switch for level 2 access (only for RP1r)	RP1r



Extinguishing Systems

Notes

A large grid of graph paper for taking notes, consisting of 20 columns and 30 rows of small squares.



Special Equipment

Download from, mepbali.com

 **NOTIFIER**[®]
by Honeywell

Aspirating Systems

NEW

FAAST XT (Availability will be announced)



- Approved for use in Class I, Division 2, Groups A, B, C and D Hazardous Locations
- Provides Very Early Warning Fire Detection, as precise as 0.00095%/ft obscuration
- Five alarm levels and three sensitivity modes provide application flexibility
- User configurable 3-speed fan, allowing for maximum coverage area or minimizing on current consumption
- Ultrasonic flow sensing for each pipe inlet and chamber airflow monitoring for precise system health information
- A single device covers up to 2676m²
- Dual source optical detection chamber with enhanced algorithms provide high sensitivity with greater immunity to nuisance conditions
- Patented particle separator removes large, non-fire particulate, ensuring chamber health and extending the life of the field-replacable filter
- TCP and Serial modbus for easy integration with building management systems
- Easy configuration via USB interface, no external power needed
- Onboard Ethernet interface enables remote monitoring, configuration, web server and e-mail notifications
- Multilingual LCD user interface allows for detailed device information and interaction such as: Active faults, precise airflow monitoring, reset of airflow baseline, test/reset/isolate, and more
- Configurable air flow fault thresholds and verification period
- Convenient wiring compartment
- Status-at-a-glance provides immediate alarm, fault and airflow status

The FAAST XT aspirating smoke detector combines advanced particle separation with unique dual source optical smoke detection technology to provide highly sensitive Very Early Warning Fire Detection while providing enhanced immunity to false alarms. This technology enables FAAST XT to accurately detect incipient fire conditions as early as 60 minutes before a fire actually starts when set for Early Warning and Very Early Warning Fire Detection in applications ranging from mission critical to harsh and extreme environments.

An installed FAAST XT device can protect up to 2,676m² in standard coverage type applications and can be monitored in several different ways, including: Serial or TCP Modbus, Ethernet over a LAN or a direct connection, or via FAAST XT's onboard USB. When connected to a LAN, FAAST XT's email server can provide email event notification to appropriate personnel. FAAST XT also communicates alarm and notifications via form C relays.

Specifications

• Dimensions (H x W x D):	338 mm x 333 mm x 191 mm
• External supply voltage:	18-30 VDC
• Operating current:	Fan high: 465mA, 11.2W; Fan med.: 340mA, 8.2W; Fan low: 220mA, 5.3W
• Alarm current:	Fan high: 493mA, 11.85W; Fan med.: 368mA, 8.85W; Fan low: 248mA, 6W
• Relay contact rating:	3A @ 30VDC; 0.5A @ 125VAC 8 form C; 3A, programmable latching or non-latching
• Operating temperature:	0°C to 38°C
• Sampling air temperature:	-20°C to +60°C
• Relative humidity:	10 to 95% (non-condensing)
• Sensitivity range:	0.00095% Obs/m to 20.5% Obs/m
• IP rating:	IP30
• Coverage area:	up to 2676 m ²
• Maximum single pipe length:	123m (other three pipes disabled)
• Total pipe length:	320m (all designs must be verified within PipelQ software)
• Event log:	18,000 events stored
• Communication network:	Ethernet monitoring, 6 email address alerts, TCP and serial modbus
• Webserver:	Read configuration, live view, logs

CPD number: pending

9400X

FAAST high sensitive aspiration system

FAAST XM



- Detection as precise as 0.0015 %/m obscuration
- Five alarm levels and two sensitivity modes provide application flexibility
- Dual flow detection including both ultrasonic and electronic sensing for pipe and chamber air flow measurement
- A single device protects up to 2000 m²
- Advanced detection algorithms reject common nuisance conditions
- Patented particle separator and field-replaceable filter remove contaminants from the system
- PipeIQ™ software provides intuitive system layout, configuration, and monitoring all in one package
- Integral Ethernet interface enables remote monitoring and e-mail status updates
- Fault indicators provide a broad spectrum of events
- Unique air flow pendulum graph verifies pipe network functionality
- Particulate graph displays subtle environmental changes for early problem indications
- 5 programmable alarm levels for latching or non-latching as well as a 0 to 60 second delay to best accommodate local codes or environments
- At startup FAAST XM self-adapts to its environment in just 24 hours, not weeks. The exclusive Acclimate mode automatically adjusts within your specified parameters to reduce nuisance alarms and adjust to current conditions.

The FAAST XM 8100 aspirating smoke detector combines dual source (blue LED and infra-red laser) optical smoke detection with advanced algorithms to detect a wide range of fires while maintaining enhanced immunity to nuisance particulates. This enables FAAST XM to accurately detect incipient fire conditions as early as 30 to 60 minutes before a fire actually starts for Early Warning Fire Detection and Very Early Warning Fire Detection.

For initial system creation, the PipeIQ software guides users through pipe layout. The software also provides intuitive control over system configuration and ongoing system monitoring.

An installed device can be monitored through its integral display, from a computer connected to the device, or remotely through a computer browser or mobile device when the detector is connected to the Internet via its Ethernet port.

When Internet-connected, FAAST XM can also e-mail status updates to appropriate personnel. The detector can communicate alarm levels, urgent and minor faults, and isolate inputs via eight form C relays.

To enable a full detection strategy, FAAST XM combines its advanced communications capabilities with an extensive range of customizable settings. The detector provides five alarm levels that can be programmed for latching or non-latching relays.

To accommodate specific codes or environments, alarm delays can be set anywhere between 0 to 60 seconds. FAAST XM also supports two sensitivity modes: In Acclimate™ mode, the detector automatically adjusts itself to current environmental conditions to reduce nuisance alarms.

Day/Night/Weekend mode enables technicians to preset alarm thresholds based on routine changes in the environment.

Specifications

• Dimensions (H x W x D):	337 mm x 330 mm x 127 mm
• External supply voltage:	18-30 VDC
• Remote reset time:	external monitor must be pulled low for a minimum of 100 ms
• Power reset:	1 sec.
• Avg. operating current:	500mA @ 24VDC
• Operating temperature:	0°C to 38°C
• Relative humidity:	10 to 95% (non-condensing)
• IP rating:	IP30
• Coverage area:	up to 2000 m ²

CPR number: 0786-CPR-21496; VDS number: G212002

8100E-BNL

FAAST XM high sensitive aspiration system, stand alone version



Including English language and a multi language pack (ref. F-A-LC-A) with Dutch, French, German and Italian.

FAAST LT Loop version



- Multiple event logging up to 2240 events
- Ultrasonic airflow sensing
- PipeIQ™LT software provides intuitive system layout and configuration all in one package
- User friendly air flow pendulum graph for verification of pipe network functionality
- Protected electronics from air flow and accidental damage during installation or maintenance
- Easily replaceable and reusable filter without affecting the rest of the device
- Designed for efficient wiring and installation: cable gland holes, easy access to the wiring area and no special tools required.
- Easy access to parts requiring routine maintenance: filter(s) or sensors(s).
- Single & Dual channel versions with independent channels including fan, sensor and flow monitoring
- IP65 enclosure

The FAAST LT Aspirating Smoke Detector is designed with the installer and end user in mind. It serves the wide variety of Class C applications where maintenance is difficult, other smoke detection methods are inappropriate or prone to fail due to harsh environments or areas where aesthetics matters. It is also suitable for smaller mission critical applications where very early warning - Class A or B detection is required.

FAAST LT combines proven aspiration detection technologies to deliver reliable smoke detection and efficient installation and maintenance. The device includes high sensitivity laser fire detection, ultrasonic flow sensors, and internal design features to protect vulnerable components from environmental and human threats. The device is fast to install and easy to commission thanks to PIPE IQ LT pipe design and configuration software which is included as standard.

FAAST LT loop based devices are available as single channel and dual channel devices, offering flexibility for different detection strategies. A range of customisable settings are geared towards maximizing device performance and meeting different application needs.

Loop capability allows standard device integration, maintenance and support consistent with other 200 series devices.

The detector provides alarm and fault relays with auxiliary events relay as an option. These can be set as latched or non-latched. To accommodate local installation standards or environments, flow and general fault delays can also be set.

Specifications

• Dimensions (H x W x D):	403 mm x 356 mm x 135 mm
• Weight:	6.5kg
• External supply voltage:	18.5-31.5VDC
• Remote reset time:	1 sec.
• Power reset:	0.5 sec.
• Avg. operating current:	200mA @ 24VDC (excl. sounders)
• Max. avg. operating current:	500mA @ 24VDC (excl. sounders)
• Operating temperature:	-10°C to 55°C
• Relative humidity:	10 to 93% (non-condensing)
• IP rating:	IP65
• Sensitivity range:	0.06% - 6% obs/m



NFXI-ASD11

FAAST-LT Loop based - 1 channel with 1 laser detector

CPR number: 0832-CPR-F1059; VDS number: G215094

NFXI-ASD12

FAAST-LT Loop based - 1 channel with 2 laser detectors (common chamber) for double knock functionality

CPR number: 0832-CPR-F1060; VDS number: G215094

NFXI-ASD22

FAAST-LT Loop based - 2 channels with 2 laser detectors (separated chambers)

CPR number: 0832-CPR-F1060; VDS number: G215094

For spare parts, please refer to § Spare Parts at the end of this chapter (04. Special Equipment)

FAAST LT Stand alone version



- Configurable sensitivity - 9 levels from 0.06% to 6% obs/m
- Multiple event logging up to 2240 events
- Programmable alarm thresholds
- Ultrasonic airflow sensing
- A single device covers up to 2000m² (2 channel detector with 2x80m pipes with 9 holes per pipe per channel in Class C)
- Particulate graph displays subtle environmental changes for early problem indication
- PipelQ™LT software provides intuitive system layout and configuration all in one package
- User friendly air flow pendulum graph for verification of pipe network functionality
- Protected electronics from air flow and accidental damage during installation or maintenance
- Easily replaceable and reusable filter without affecting the rest of the device
- Designed for efficient wiring and installation: cable gland holes, easy access to the wiring area and no special tools required.
- Easy access to parts requiring routine maintenance: filter(s) or sensor(s).
- Single & Dual channel versions with independent channels including fan, sensor and flow monitoring
- IP65 enclosure

The FAAST LT Aspirating Smoke Detector is designed with the installer and end user in mind. It serves the wide variety of Class C applications where maintenance is difficult, other smoke detection methods are inappropriate or prone to fail due to harsh environments or areas where aesthetics matters. It is also suitable for smaller mission critical applications where very early warning - Class A or B detection is required.

FAAST LT combines proven aspiration detection technologies to deliver reliable smoke detection and efficient installation and maintenance. The device includes high sensitivity laser fire detection, ultrasonic flow sensors, and internal design features to protect vulnerable components from environmental and human threats. The device is fast to install and easy to commission thanks to PIPE IQ LT pipe design and configuration software which is included as standard.

FAAST LT stand alone devices are available as single channel and dual channel devices, offering flexibility for different detection strategies. A range of customisable settings are geared towards maximizing device performance and meeting different application needs.

The detector provides alarm, pre-alarm and fault relays with auxiliary events relay as an option. These can be set as latched or non-latched. To accommodate local installation standards or environments, flow and general fault delays can also be set. Day/Night/Weekend mode enables technicians to pre-set alarm thresholds based on routine changes in the environment's usage.

Specifications

• Dimensions (H x W x D):	403 mm x 356 mm x 135 mm
• Weight:	6.5kg
• External supply voltage:	18.5-31.5VDC
• Remote reset time:	1 sec.
• Power reset:	0.5 sec.
• Avg. operating current:	200mA @ 24VDC (excl. sounders)
• Max. avg. operating current:	500mA @ 24VDC (excl. sounders)
• Operating temperature:	-10°C to 55°C
• Relative humidity:	10 to 93% (non-condensing)
• IP rating:	IP65
• Sensitivity range:	0.06% - 6% obs/m
• Coverage area:	up to 2000m ²

FL0111E

FAAST-LT Stand Alone - 1 channel with 1 laser detector

CPR number: 0832-CPR-F1050; VDS number: G214079

FL0112E

FAAST-LT Stand Alone - 1 channel with 2 laser detectors (common chamber)

CPR number: 0832-CPR-F1051; VDS number: G214079

FL0122E

FAAST-LT Stand Alone - 2 channels with 2 laser detectors (separated chambers)

CPR number: 0832-CPR-F1052; VDS number: G214079

For spare parts, please refer to § Spare Parts at the end of this chapter (04. Special Equipment)

NEW

FAAST XS (Availability will be announced)



- Approved for use in Class A, B and C, according to EN54-20
- Provides Very Early Warning Fire Detection, as precise as 0.00095%/m obscuration
- Three alarm levels and three sensitivity modes provide application flexibility
- User configurable 3-speed fan, allowing for maximum coverage area or minimizing on current consumption
- Ultrasonic flow sensing and chamber airflow monitoring for precise system health information
- Dual source optical detection chamber with enhanced algorithms provide high sensitivity with greater immunity to nuisance conditions
- Patented particle separator removes large, non-fire particulate, ensuring chamber health and extending the life of the field-replaceable filter
- TCP and Serial Modbus for easy integration with building management systems
- Easy configuration via USB interface, no external power needed
- Onboard Ethernet interface enables remote monitoring, configuration, web server and e-mail notifications
- Multilingual LCD user interface allows for detailed device information and interaction such as: Active faults, precise airflow monitoring, reset of airflow baseline, test/reset/isolate and more
- Configurable air flow fault thresholds and verification period
- Convenient wiring compartment
- Status-at-a-glance provides immediate alarm, fault and airflow status

FAAST XS aspirating smoke detectors deliver highly accurate Very Early Warning Fire Detection for the smaller applications and offer extensive communication capabilities.

The FAAST XS aspirating smoke detector combines advanced particle separation with unique dual source optical smoke detection technology to provide highly sensitive Very Early Warning Fire Detection while providing enhanced immunity to false alarms.

This technology enables FAAST XS to accurately detect incipient fire conditions up to Class A (according to EN54-20), in applications ranging from mission critical to harsh and extreme environments.

An installed FAAST XS device can administrate up to 170 m pipe length in standard coverage type applications and can be monitored in several different ways, including: Serial or TCP Modbus, Ethernet over a LAN or a direct connection, or via FAAST XS's onboard USB.

When connected to a LAN, FAAST XS's email server can provide email event notification to appropriate personnel. FAAST XS also communicates alarm and notifications via form C relays.

PipeIQ® is FAAST XS's intuitive design, configuration, and monitoring software. The all-in-one program can be used to create a pipe network tailored to meet site specific requirements, configure a FAAST XS device, and monitor an installed device - including live trending and reading of historic reports.

A complimentary download of PipeIQ is available at www.faast-detection.com.

Specifications

• Dimensions (H x W x D):	279 mm x 229 mm x 159 mm
• External supply voltage:	18-30 VDC
• Operating current:	Fan high: 200mA, 4.8W; Fan med.: 151mA, 3.7W; Fan low: 120mA, 2.1W
• Alarm current:	Fan high: 230mA, 5.6W; Fan med.: 172mA, 4.2W; Fan low: 142mA, 3.5W
• Relay contact rating:	3A @ 30VD; 0.5A programmable latching or non-latching
• Operating temperature:	0°C to 38°C
• Sampling air temperature:	-20°C to +60°C
• Relative humidity:	10 to 95% (non-condensing)
• Sensitivity range:	0.00095% Obs/m to 20.5% Obs/m
• IP rating:	IP30
• Coverage area:	up to 2000 m ²
• Total pipe length:	170m (all designs must be verified within PipeIQ software)
• Event log:	18.000 events stored
• Communication network:	Ethernet monitoring, 6 email address alerts, TCP and serial modbus
• Webserver:	Read configuration, live view, logs

CPR number: 0843-CPR-0290

7100X

FAAST high sensitive aspiration system

For spare parts, please refer to § Spare Parts at the end of this chapter (04. Special Equipment)



LaserFocus



LaserFocus is available on request only. Please check the last price list for lead time information.

VLF-250

Air sampling smoke detector



- Swift-Start™ Operation
- SonicFlow™ (Ultrasonic Airflow Sensing)
- Laser-based absolute smoke detection
- Pre-engineered pipe network designs
- Programmable alarm thresholds
- Clean air barrier optics protection
- Instant recognition display
- Instant fault finder™
- AutoLearn™ smoke
- AutoLearn™ flow
- Field service access door
- Multiple event logging in separate logs
- Event log – up to 18,000 events
- Offline/online configuration capability
- Up to 250 m² coverage

The VLF-250 Air Sampling Smoke Detector provides very early warning smoke detection performance for the protection of small, business critical environments of 250m² or less.

The air sampling detection concept works by continually drawing ambient air through sampling holes in a pipe network. Upon entering the unit the sampled air is filtered and passed into the detection chamber where light scattering technology detects the presence of very small amounts of smoke.

As the amount of detected smoke increases the revolutionary circular Smoke Dial™ provides the user with an instant understanding of a smoke event, even from a significant distance. Detector status information is communicated externally via relays or optional interface cards.

Specifications

• Voltage:	24VDC Nominal (18-30VDC)
• Current @ 24 VDC:	220mA nominal, 295mA in alarm
• Dimensions (W x H x D):	245 mm x 175 mm x 90 mm
• Weight:	Approx. 2 kg
• IP rating:	IP30
• Detector ambient:	0 °C to 40 °C
• Sampled air:	0 °C to 40 °C
• Relative humidity:	5% to 95% (non-condensing)
• Maximum pipe lengths:	1 x 25m (3-6 sampling holes pre-engineered) / 2 x 15 m per branch (2-4 sampling holes per branch pre-engineered)

CPD number: 0832-CPD-0771

VLF-500

Early warning smoke detector



As VLF-250, but up to 500m² coverage.

Specifications

• Current @ 24 VDC:	410mA nominal, 490mA in alarm
• Maximum pipe lengths:	1 x 50m (5-8 sampling holes pre-engineered) / 2 x 30 m per branch (3-6 sampling holes per branch pre-engineered)

CPD number: 0832-CPD-0771

LaserCompact (VLC)



LaserCompact is available on request only. Please check the last price list for lead time information.

VLC-500RO

VLC detector – relays only



- Absolute smoke detection
- Wide sensitivity range
- Single pipe inlet
- Five (5) status LEDs
- Referencing
- VESDAnet communication (VN)
- Clean air barrier optics protection
- Three (3) Alarm Levels
- Three (3) Programmable Relays
- Air flow monitoring
- Optional remote display and relay capability
- Simple mounting design
- AutoLearn™

The VLC detector has been specifically designed to provide all the benefits of aspirating smoke detection, including very early warning, in single environment small areas and where space is a premium. The VLC combines the well-proven VLP detection technology with a modified aspirator design, and incorporates them into a compact enclosure with a simplified display.

The VLC-500RO is capable of monitoring up to 800m². Alarm and pre alarm is adjustable from 0,005% to 20% obs./m. The LaserCompact detector is fitted with 3 relays (Fire, Pre-alarm and Fault) and a RS232 connection. The RS232 connection makes commissioning of the unit simple especially with the VSC software.

Specifications

- Supply voltage: 18 to 30VDC
- Power consumption: 5.4 W quiescent, 5.9 W in alarm
- Current consumption: 225mA quiescent, 245mA in alarm
- Fuse rating: 1.6 A
- Dimensions (W x H x D): 225 mm x 225 mm x 85 mm
- Weight: 1.9 kg
- Operating conditions: Tested to -10°C to 55°C
- Recommended detector ambient: -10°C to 39°C
- Sampled air: -20°C to 60°C
- Relative humidity: 10% to 95% (non-condensing)
- Sampling network: Maximum area of coverage 800m²
- Maximum pipe lengths: 1 x 80 m, 2 x 50 m
- Computer design tool: ASPIRE2™
- Pipe diameter: internal: 15 – 21 mm; external: 25 mm
- Relays: 3 Relays rated 2A @ 30VDC / Fire (NO) / Pre-Alarm (NO) / Alert/ Fault (Maintenance & Isolate) (NC/NO) / Configurable as latching & non latching IP30
- IP rating: IP30
- Cable access: 4 x 25mm cable entries
- Cable termination: Screw terminal blocks 0.2–2.5 mm²
- Alarm sensitivity range: 0.005% to 20% obs/m

CPD number: 0832-CPD-0770



LaserPlus detector



LaserPlus is available on request only. Please check the last price list for lead time information.

VLP-400

LaserPlus detector



LaserPlus is capable of monitoring up to 2000m². Alarm and pre alarm adjustable from 0,005% to 20% obs./m. The detector is particularly well suited for controlling various fire extinguishing systems e.g. sprinklers and gasextinguishing installations. The detector standard comes with 7 software programmable relays. The DualStage filter ensures that the laserchamber is provided with clean air, to prevent that the optical parts being polluted by dust. Comes with 3 blank plates, one with two signalling LED's (Fire 1, Alarm and OK), enclosure IP30.

Specifications

- Maximum total pipe length: 200m
- Maximum individual pipe length: 100m
- Power consumption (no programmer or display): 460mA @ 4200rpm
- Voltage: 24VDC

CPD number: 0832-CPD-0768

VLP-002

LaserPlus with display



As VLP-400, but with a standard display module for reading the actual status of the detector including alarm levels and system faults. The display is equipped with 4 push buttons for Mode, Mute, Reset and Isolate.

Specifications

- Power consumption (detector and display): 520mA @ 4200rpm

CPD number: 0832-CPD-0768

VLP-012

LaserPlus display programmer



As VLP-002, but with a standard programmer module for configuring and servicing the detector. With the push buttons and integrated display all values can be entered and read.

Specifications

- Power consumption (detector with display and programmer): 580mA

CPD number: 0832-CPD-0768

Laser Scanner

- Individual pipe identification
- Adaptive scan threshold
- Wide sensitivity range
- Laser based smoke detection
- VESDAnet™ communication
- 4 alarm levels per sector
- High efficiency aspirator
- Clean air barrier optics protection
- Easy to replace air filter
- 7 or 12 programmable relays option
- AutoLearn™
- Referencing
- Event log
- Recessed mounting



LaserScanner is available on request only. Please check the last price list for lead time information.

LaserScanner is similar to the LaserPlus, but includes a valve mechanism in the inlet manifold and software to control the airflow from the four sectors (pipes). This configuration enables a single VESDA zone to be divided into 4 separate sectors, for example, distinguishing between separate voids within a room.

Specifications

- Dimensions (W x H x D): 350 mm x 225 mm x125 mm
- Weight: 4kg (incl. Display & Programmer modules)
- Supply voltage: 18–30VDC
- IP rating: IP30
- Maximum total pipe length: 200m
- Maximum individual pipe length: 100m

VLS-600



LaserScanner detector

LaserScanner detector is capable of monitoring up to 2000m². Alarm and pre-alarm adjustable from 0,005% to 20% obs./m. The LaserScanner detector is able to secure and monitor up to four different zones. In normal operation the detector draws air from all zones. When the smokelevel reaches the Adaptive Scan Threshold, the Scanner will retrace the source of the smoke and scan each pipe individually. Comes with three blank plates, one with signalling LED's.

Specifications

- Power consumption (without programmer or display): 400mA @ 4200rpm

CPD number: 0832-CPD-0769

VLS-700

LaserScanner three blank plates/leds 12 relays

As VLS-600 but with 12 software programmable relays.

CPD number: 0832-CPD-0769

VLS-204



LaserScanner detector standard display

As VLS-600, but with a standard display module for reading the actual status of the detector including alarm levels and system faults. The display is equipped with 4 push buttons for Mode, Mute, Reset and Isolate.

Specifications

- Power consumption (detector with display): 460mA @ 4200rpm
- Voltage: 24VDC
- Power consumption (without programmer or display): 400mA @ 4200rpm

CPD number: 0832-CPD-0769

For spare parts, please refer to § Spare Parts at the end of this chapter (04. Special Equipment)



VLS-304**LaserScanner with display 12 relays**

As VLS-204 but with 12 software programmable relays.

CPD number: 0832-CPD-0769

VLS-214**LaserScanner with display and programmer 7 relays**

As VLS-204, but with a standard programmer module for configuring and servicing the detector. With the push buttons and integrated display all values can be entered and read.

Specifications

- Power consumption (detector with display and programmer): 580mA

CPD number: 0832-CPD-0769

VLS-314**LaserScanner with display and programmer 12 relays**

As VLS-214 but with 12 software programmable relays.

CPD number: 0832-CPD-0769

Sampling pipes & fittings

Red



The red sampling pipes & fittings are packed per 10 units.

ABS 008/25

Pipe (ABS), red, diameter 25 mm - 3 metres long, pack of 10



3 metres long pipe with external diameter of 25mm and interior diameter of 21mm with ABS material. Red color.

Specifications

- Weight: 5kg (30 meters)

ABS 001/25

90° (ABS) bend for 25mm pipe, red, pack of 10



Specifications

- Weight: 146g (for 10 units)

ABS 002/25

45° (ABS) elbow for 25mm pipe, red, pack of 10



Specifications

- Weight: 260g (for 10 units)

ABS 030/25

Flexible pipe, diameter 25mm, transparent



Specifications

- Pipe length: 30 cm

ABS 003/25

Socket union (ABS) for 25mm pipe, red, pack of 10



ABS 004

Mounting clips for 25mm pipe, red, pack of 10



Specifications

- Weight: 76g (for 10 units)

For spare parts, please refer to § Spare Parts at the end of this chapter (04. Special Equipment)



ABS 005/25

Socket to socket sleeve (ABS) for 25mm pipe, red, pack of 10



Joining socket between two externals 25mm diameters pipes.

Specifications

- Weight: 120g (10 units)

ABS 005-1

Socket to socket sleeve (ABS) for 27 to 25mm pipe, red, pack of 10



ABS 006/25

T-piece (ABS) for 25mm pipe, red, pack of 10



Specifications

- Weight: 266g (10 units)

ABS 007/25

End cap (ABS) for 25mm pipe, red, pack of 10



Specifications

- Weight: 66g (10 units)

White



The white sampling pipes & fittings are packed per 10 units.



The white sampling pipes & fittings are available on request only. Please check the last price list for lead time information.

ABS 008/25-WH

Pipe (ABS), white, diameter 25 mm - 3 metres long, pack of 10



ABS 001/25-WH

90° (ABS) bend for 25mm pipe, white, pack of 10



ABS 002/25-WH

45° (ABS) elbow for 25mm pipe, white, pack of 10



ABS 003/25-WH

Socket union (ABS) for 25mm pipe, white, pack of 10



ABS 004-WH

Mounting clips for 25mm pipe, white, pack of 10



ABS 005/25-WH

Socket to socket sleeve (ABS) for 25mm pipe, white, pack of 10



ABS 005-1-WH

Socket to socket sleeve (ABS) for 27 to 25mm pipe, white, pack of 10

ABS 006/25-WH

T-piece (ABS) for 25mm pipe, white, pack of 10



ABS 007/25-WH

End cap (ABS) for 25mm pipe, white, pack of 10



Remote sampling point assemblies

ABS 010

Warning labels for capillary sampling point, roll of 100 pieces



For the marking of the intake points of the PVC/ABS pipe(s).



Roll of 100 labels.

Specifications

- Weight: 50g

ABS 011

Cement 250ml



Remote sampling point assemblies

Red

ABS 019C/25

Capillary conical sample point kit for 25mm pipes, red



To connect on an ABS 008/25 pipe. For flexible installation or suspended ceilings.



- Kit containing:
- T-piece
 - 2 meter capillary tube
 - Sampling point (conical head)

ABS 019F/25

Capillary flush sample point kit for 25mm pipes, red



To connect on an ABS 008/25 pipe. For flexible installation or suspended ceilings.



- Kit containing:
- T-piece
 - 2 meter capillary tube
 - Sampling point (flush disc head)



The below items are available on request only. Please check the last price list for lead time information.

ABS 020/25

Capillary discrete sample point kit for 25mm pipes, red



To connect on an ABS 008/25 pipe. For flexible installation or suspended ceilings.



Kit containing:

- T-piece
- 2 meter capillary tube
- Sampling point (discrete head)

ABS 019C/25EC

Capillary conical sample point kit for 25mm pipes (end cap), red



To connect on an ABS 008/25 pipe. For flexible installation or suspended ceilings.



Kit containing:

- End cap
- 2 meter capillary tube
- Sampling point (conical head)

ABS 019F/25EC

Capillary flush sample point kit for 25mm pipes (end cap), red



To connect on an ABS 008/25 pipe. For flexible installation or suspended ceilings.



Kit containing:

- End cap
- 2 meter capillary tube
- Sampling point (flush disc head)

ABS 020/25EC

Capillary discrete sample point kit for 25mm pipes (end cap), red



Point 8mm to connect on an ABS 008/25 pipe. For flexible installation or suspended ceilings.



Kit containing:

- End cap
- 2 meter capillary tube
- Sampling point (discrete head)

510-KIT

Capillary flush sample point kit for 25mm pipes (T-piece), red



Ideal for mounting in false ceilings.



Kit containing capillary sampling point, a 1 meter tube made of flexible nylon (10mm outer diameter and 8mm inner diameter), ceiling mount and T-piece for connection to the aspiration pipe network and a kit of 8 white sampling points, with diameters of 2, 2.5, 3, 3.5, 4, 4.5, 5 and 6 mm.





The below items are available on request only. Please check the last price list for lead time information.

510-FIN

Capillary flush sample point kit for 25mm pipes (end cap), red



Ideal for mounting in false ceilings.



Kit containing capillary sampling point, a 1 meter tube made of flexible nylon (10mm outer diameter and 8mm inner diameter), ceiling mount and end cap for connection to the aspiration pipe network and a kit of 8 white sampling points, with diameters of 2, 2.5, 3, 3.5, 4, 4.5, 5 and 6 mm.

520-MTS-80R

Pack of 5 sampling point kits, red (for 510-KIT only)



Kit of 8 sampling points, with diameters of 2, 2.5, 3, 3.5, 4, 4.5, 5 and 6 mm. In red ABS material. Only for use with 510-KIT and 510-FIN.

White



The below items are available on request only. Please check the last price list for lead time information.

ABS 019C/25-WH

Capillary conical sample point kit for 25mm pipes, white

ABS 019F/25-WH

Capillary flush sample point kit for 25mm pipes, white

ABS 020/25-WH

Capillary discrete sample point kit for 25mm pipes, white

ABS 019C/25EC-WH

Capillary conical sample point kit for 25mm pipes (end cap), white

ABS 019F/25EC-WH

Capillary flush sample point kit for 25mm pipes (end cap), white

ABS 020/25EC-WH

Capillary discrete sample point kit for 25mm pipes (end cap), white

Components

Red



The below items are available on request only. Please check the last price list for lead time information.

ABS CAP-RED

10mm nylon flexible - red (per metre)



ABS 021/25

Capillary end cap for ABS 008/25 pipe



Reduces 25 m pipe to 10mm pipe.

ABS 022/25

Capillary T piece for ABS 008/25 pipe



Reduces 25 mm pipe to 10mm pipe.

White



The below items are available on request only. Please check the last price list for lead time information.

ABS CAP-WHITE

10mm Nylon tube - opaque (per metre)



ABS 021/25-WH

Capillary end cap for ABS 008/25-WH pipe

ABS 022/25-WH

Capillary T piece for ABS 008/25-WH pipe



Accessories



The below items are available on request only. Please check the last price list for lead time information.

02-WT-01

External water trap kit



Traps the water condensation.

PIP-025

25mm x 12" Condensation valve trap with ball valve

PIP-033

25mm Sight glass with condensation drain

Smoke & heat evacuation systems

SAHEP series



- 8A motor output, 24V
- EN12101-10 approval pending
- Two batteries of 2.1Ah included
- 6 led indications on front of panel
- Integrated priority control for fire brigade
- Possibility to connect SAHEP-4N-EFS slave panels
- Possibility to connect standard 470 ohms call points
- Easy installation: two wire polarity independant

The multilingual SAHEP-4 panel is a smoke and heat evacuation panel built in a compact and curved attractive housing.

The SAHEP-4 is the smallest panel on the market delivering 8A and with full built in control. Because of their size these panels are commonly installed directly in the entrance halls of apartments without the need of installing extra priority controls, call points, ventilation buttons.

The following functions are available on the control panel without the need of any addition: call point function, ventilation opening and priority control for the fire brigade.

The NBN S 21-208 demands a priority control for the fire brigade. The opening of a smoke vent can be done automatically by a smoke detector but it is up to the fire brigade to decide if the smoke vent must be closed when it brings to much oxygen in the building. This open and close control must have a higher priority than fire detectors or comfort controls. This priority control must be on a second access level and it must be possible to put the smoke vent in the 'close' position even before a Fire Switch is activated! The Sahep panels are a Belgian product and are manufactured specially to fulfil this Belgian requirement. On the Sahep panels these buttons are hidden behind a break out Plexiglas. There is also the possibility to add a second external priority control on the Sahep panel: SAHEP-PRIOR.

The Sahep panels are specially designed for easy installation.

The standard conventional call points with 470 ohms resistor can be used as Fire Switch on the Sahep panel.

Specifications

- Dimensions (W x H x D): 20 cm x 20 cm x 7 cm
- Operation temperature: -5°C to +60°C
- Colour: Black
- Battery backup: Batteries included
- Autonomy: 72 h with 2.1 Ah batteries
- Max. total load, motor output: 24V, 8A
- Fire brigade priority control: NBN S 21-208, Can be put in 'close' position before activation of a Fire Switch and is on a second access level behind a break out Plexiglas.
- Fire brigade priority control input: Two wire, polarity independent input, supervised by end of line open and close
- Fire group: Unlimited number of call points
- Comfort group: Unlimited number of switches
- Smoke-/heat detectors: 1 line with line monitoring – max 30 detectors
- Wind-and rain sensor: Input for closing
- Master Slave connection: Up to 20 slave control panels of each 8A can be connected to the master panel
- Visual indicators: LED
- Designed to meet: PR EN12101-9
- Approval: EN12101-10 (pending)



SAHEP-4N

Smoke and heat evacuation panel for 4 motors, 8A

The functions Fire switch, Comfort switch and priority control for the fire brigade are available on this panel. Standard conventional call points with 470 ohms resistor are used as additional Fire Switches. If needed any type and an unlimited quantity of external comfort switches can be added.



2 X 2,1Ah-12V batteries included.

SAHEP-4N-EFS

Smoke and heat evacuation panel 8A, slave version



This slave panel can be connected to the SAHEP-4N and provides 8A with battery backup. This slave panel can be installed close to the smoke vent which leads to short high current wiring for the motors. On this slave panel a 70°C temperature sensor can be added providing a failsafe opening system. Even when the connection with the master panel fails, the slave panel will open the smoke vent at 70°C.

SAHEP-EFS-SENSOR

Temperature sensor 70°C for SAHEP-4N-EFS

This sensor can be connected to the SAHEP-4N-EFS to make a failsafe opening system.

SAHEP-PRIOR

Additional external fire brigade priority control



Key switch as external priority control with open, close and neutral position. The key switch contains electronics to connect this three position switch with only two, polarity independent wires, to the Sahep panel. The connection is supervised with a built in end of line resistor. Maximum one SAHEP-PRIOR can be added on a Sahep panel.

Specifications

- Dimensions (W x H x D): 87 mm x 87 mm x 52 mm

SAHEP-WRD1

Wind & rain detector control unit



On this control unit a RD rain detector or WD wind detector can be added. The control unit can be connected to the Sahep control panel to provide automated closing of the vent in case of wind or rain. This automated closing will be overruled by a fire detection or an activation of the fire brigade priority control. Includes surface mounting box.

Specifications

- Power supply: 230VAC
- Load contact: 2.5A, 24V
- Setting of the wind speed: 5km/h to 35km/h
- Delay to avoid unwanted opening – closing: 2 min
- Dimensions (W x H x D): 120 mm x 110 mm x 145 mm

SAHEP-RD

Rain detector



The SAHEP-RD rain detector functions with a capacitive sensor. So rain is detected in a capacitive way. In a capacitive rain sensor no external PCB traces are visible. These traces are sensitive for oxidation. This rain detector is compatible with the WRD1. A mounting bracket is included.

Specifications

- Dimensions (W x H x D): 120 mm x 110 mm x 145 mm

SAHEP-WD

Wind detector



This wind detector is compatible with the WRD1. A mounting bracket is included.

Specifications

- Dimensions (W x H x D): 95 mm x 110 mm x 110 mm

Spindle motors



Specifications

- Weight of smoke evacuation window that the motor can lift: DS24VDC350/550/750: 65kg
DS24VDC950: 20kg

SAHEP-DS24VDC350

Motor 24VDC 650N 35 cm IP65



Item available on request only. Please check the last price list for lead time information.

SAHEP-DS24VDC550

Motor 24VDC 650N 55 cm IP65

SAHEP-DS24VDC750

Motor 24VDC 650N 75 cm IP65

SAHEP-DS24VDC950

Motor 24VDC 200N 95 cm IP65



Item available on request only. Please check the last price list for lead time information.

SAHEP-PROFIL U

'U' profile for DS24VDCxxx



Item available on request only. Please check the last price list for lead time information.



Spindle motors for dual arms



The below items are available on request only. Please check the last price list for lead time information.

SAHEP-DUO24VDC550

Motor 24VDC 600N 55 cm IP65 for dual arms

SAHEP-DUO24VDC750

Motor 24VDC 600N 75 cm IP65 for dual arms

SAHEP-DUODR550

Slave arm for DUO 55cm



Requires assembling kit SAHEP-TT130

SAHEP-DUODR750

Slave arm for DUO 75cm



Requires assembling kit SAHEP-TT160

SAHEP-TT130

Assembling kit for DUO 55cm

SAHEP-TT160

Assembling kit for DUO 75cm

NEW

Apricolor chain motor

SAHEP-APRICOLOR

Chain motor, 24VDC, 300N, 150N



The Apricolor motor is a chain motor. The chain is rolled up in the motor inside a nylon case. The chain is protected by a Dacromet coating. Chain actuator for opening and closing gable windows and roof windows.

Actulux series

SVM series control panels



- Compact and elegant design
- 24V - 5A or 8A
- LED indication in front panel for "OK", "AC", "Fault", "Cable error", "Low battery", "Comfort open"
- Meet the demands according to EU Standard EN12101-9 and EN12101-10 (double supply)
- Possibility for integrated fire switch, comfort switch and special "fire close" function
- Possibility for external connection of fire switch, smoke- and heat detectors, comfort switch and weather sensor
- Potential free relay output for "alarm", "fault" and "comfort open"
- Possibility to connect more controls via bus communication
- Easy to install and set-up
- Service indication

SVM "Mini" control panels are constructed to provide and control the operation of the opening systems for comfort and fire ventilation with 24VDC electrical opening units.

The SVM control panel has a compact and elegant design and is equipped with 100% double supply as standard according to EN12101-10 (motor output from internal supply or battery). 72 hours battery back-up is included.

The SVM control panel is equipped with connection terminals for external signals, detectors and contacts. Possibility for built-in fire and comfort switches in the front.



The below items are available on request only. Please check the last price list for lead time information.

Specifications

- | | |
|---|--|
| • Power supply: | 230VAC - max. 250VA |
| • Operating temperature: | -5°C - +60°C |
| • IP rating: | IP50 |
| • Dimensions (H x W x D): | 286 mm x 238 mm x 113 mm |
| • Colour: | White RAL 9003 |
| • Battery back-up: | Incl. (72h) |
| • Max. total load, motor output: | 24V - 5A / 8A |
| • Motor output: | 1 pc. (terminals 6mm ²) - 1, 2, 3 or 4 lines with line monitoring |
| • Fire group: | 1 pc. with line monitoring - max. 20 pcs. external fire switches |
| • Comfort group: | 1 pc. - unlimited no. of switches |
| • Smoke-/heat detectors: | 1 line with line monitoring - max. 20 pcs. detectors |
| • Wind- and rain sensor: | Input for close all |
| • Serial connection of controls: | Bus connection integrates most functions - from 2-10 controls in same bus connection |
| • Visual indication (LED) in front panel: | OK, AC fault, DC fault, Line fault, Alarm |

ACT-SVM24V-5A-BASIC

Control panel SVM 24V-5A Basic

ACT-SVM24V-5A-CS

Control panel SVM 24V-5A incl. Comfort switch

ACT-SVM24V-5A-FS

Control panel SVM 24V-5A incl. Fire switch

ACT-SVM24V-5A-F-CS

Control panel SVM 24V-5A incl. Fire and comfort switch

ACT-SVM24V-8A-BASIC

Control panel SVM 24V-8A Basic

ACT-SVM24V-8A-CS

Control panel SVM 24V-8A incl. Comfort switch

ACT-SVM24V-8A-FS

Control panel SVM 24V-8A incl. Fire switch

ACT-SVM24V-8A-F-CS

Control panel SVM 24V-8A incl. Fire and comfort switch




Accessories for SVM Series control panels



The below items are available on request only. Please check the last price list for lead time information.

ACT-VR-1

Wind and rain detector for SVM panel



The wind/rain sensor consists of a wind wheel and a rain sensor surface. It is developed for an automatic control of the smoke and comfort ventilation system. The wind/rain sensor is protected with a potential free SPDT switch with a contact rating of max. 60V/2A.

In case of wind and/or rain the SPDT switch is activated. The settings for the wind trigger threshold (the wind force makes the sensor report a too high wind force), the actuation delay, the drop out delay and the release in case of main power failure are made by a 6 pole DIP switch in the sensor.

Specifications

- Power supply: 18 to 26VAC or 20 to 32VDC
- Output contact: 1 x potential free SPDT switch
- Load contact: 60V / 2A
- Dimensions (WxHxD): 80 mm x 160 mm x 55 mm (without wind wheel)
- Weight: Approx. 0,7 kgs
- IP rating: IP65
- Setting of the wind mode: Approx. 3 to 14 m/s (+ / -20%)
- Setting of the wind-/rain drop out delay: 10 min. / 20 min.
- Setting of the wind actuation delay: 2 sec. / 5 sec.
- Setting of the monitoring: Off / On
- CE-marking: in accordance with the EMC-directive and low voltage directive.

ACT-WSK

Fire switch for SVM panel



Specifications

- Function: Alarm (open), reset and off sound indicator
- LED indication: "ok"; "fault"(yellow); "alarm activated" (red)
- Dimensions (W x H x D): 125 mm x 125 mm x 36 mm
- Colour: Grey
- IP rating: IP40

ACT-OPUS

Comfort switch for SVM Panel



Up/down switch for manual control of comfort ventilation, e.g. in connection with 24V fire and smoke ventilation systems.

The up/down switch is delivered with housing for wall mounting.

Specifications

- Dimensions (W x H x D): 65 mm x 65 mm x 45 mm

Wireless Systems

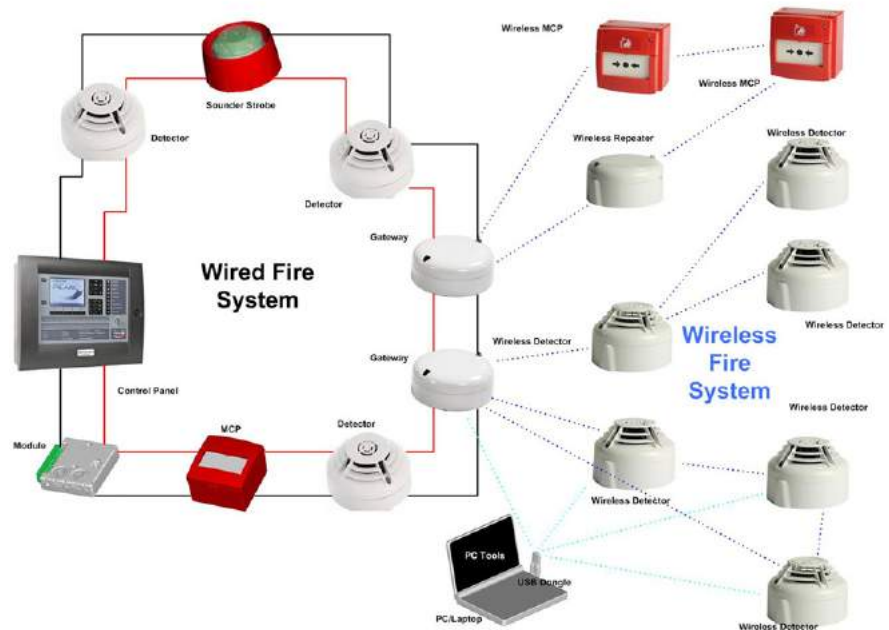
NEW

NOTIFIER NRX RF range (Availability will be announced)



- Wireless mesh network bidirectional communication technology
- Two communication paths to each wireless device
- 18RF channels at 868Mhz
- 2 integrated antennas on each wireless fire device
- Adresses set using S200 rotary switches
- Patented battery service life predicted feature
- Loop powered gateway
- Up to 8 gateways per loop
- Up to 32 wireless devices per gateway

The NOTIFIER NRX RF Wireless Fire Detection System is a newly designed platform of wireless fire devices suitable for all applications where wired fire devices can't be installed for economic or aesthetic reasons. The look and feel of our wired fire devices combined with cutting edge wireless mesh network technology delivers superior performance when compared to traditional wireless star network technologies. The NRX RF range can be connected to all NOTIFIER intelligent panels.



NRX-USB

USB radio frequency dongle



The NRX-USB is an interface that connects to a PC through a USB port and allows communication with NOTIFIER NRX RF devices. The NRX-USB is powered directly by the USB port.

Specifications

- | | |
|---------------------------|-----------------------------|
| • Supply voltage: | 4.3 - 5.5VDC |
| • Supply current: | 33mA typical@ 5V |
| • USB standard: | USB 2.0 (full speed) |
| • USB connector: | Type A |
| • Range: | 130m (typ. in free air) |
| • Dimensions (h x w x d): | 13 mm x 96 mm x 31 mm |
| • Radio frequency: | 865-870Mhz |
| • RF output power: | 13dBm (max.) |
| • Relative humidity: | 10% to 93% (non-condensing) |

For spare parts, please refer to § Spare Parts at the end of this chapter (04. Special Equipment)

NRXI-GATE

Gateway module



The NRXI-GATE is an advanced RF device designed for use with NOTIFIER intelligent fire systems that use a compatible proprietary communication protocol for monitoring and control. The gateway contains a wireless transceiver that enables bidirectional RF communication between NOTIFIER NRX radio fire detection and signalling devices and the CIE controlling the fire alarm system.

Specifications

- Comm. loop supply voltage: 15-29VDC (Loop current \leq 900mA)
- Max. short circuit protection current: 900mA
- Comm. loop standby current (no loop comm.): @ 24V: up to 510uA depending on RF configuration (worst case 32 devices in star configuration)
- Comm. loop (poll once per 5s, green LED blink): @ 24V: up to 3.4mA depending on RF configuration (worst case 32 devices in star configuration)
- Loop LED on current (max.): Red 4mA; Amber 5.3mA
- Power on initialisation time: 2 sec (typical)
- Dimensions (\varnothing x h): 102 mm x 42 mm (incl. B501AP)
- Weight: 90 g
- Radio frequency: 865-870Mhz (up to 18 channels)
- RF output power: 14dBm (max.)
- Range: 400m (typ. in free air)
- Relative humidity: 10% to 93% (non-condensing)
- Approved to: EN54-25, EN54-17 and EN54-18

CPR number: 0333-CPR-075485

NRX-REP

Repeater module



The NRX-REP radio repeater is a battery operated RF device designed for use with the NRXI-GATE radio gateway, running on a NOTIFIER intelligent fire system (using a compatible proprietary communication protocol).

The repeater contains a wireless transceiver and plugs into the B501RF wireless sensor base (not included). It is used to extend the RF range of the radio fire detection system.

Specifications

- Comm. loop supply voltage: 3.3VDC max.
- Standby current: 120uA @ 3V (typical in normal operating mode)
- Red LED current max. 4mA
- Range: 500m (typ. in free air)
- Dimensions (\varnothing x h): 104 mm x 51 mm (incl. B501RF)
- Weight: 115 g
- Batteries: 4 x Duracell Ultra 123
- Average battery life: 4 years @ 25°C
- Radio frequency: 865-870Mhz
- RF output power: 14dBm (max.)
- Range: 500m (typ. in free air)
- Relative humidity: 10% to 93% (non-condensing)
- Approved to: EN54-25 and EN54-18

CPR number: 0333-CPR-075502

NRX-OPT

Radio frequency optical detector



The NRX-OPT is a battery operated RF optical device designed for use with the NRXI-GATE radio gateway. It contains a wireless transceiver and runs on a NOTIFIER intelligent fire system (using a compatible proprietary communication protocol). The RF sensor plugs into the B501RF wireless sensor base (not included).

Specifications

• Comm. loop supply voltage:	3.3VDC max.
• Standby current:	120uA @ 3V (typical in normal operating mode)
• Red LED current max.	4mA
• Range:	500m (typ. in free air)
• Dimensions (Ø x h):	104 mm x 62 mm (incl. B501RF)
• Weight:	132 g
• Batteries:	246 g (incl. B501RF & 4 batteries)
• Average battery life:	4 x Duracell Ultra 123
• Radio frequency:	4 years @ 25°C
• RF output power:	865-870Mhz
• Relative humidity:	14dBm (max.)
• Approved to:	10% to 93% (non-condensing)
	EN54-25 and EN54-7

CPR number: 0333-CPR-075562

NRX-TDIFF

Radio frequency Rate of Rise detector



The NRX-TDIFF heat sensor is a battery operated RF device designed for use with the NRXI-GATE radio gateway. It contains a wireless transceiver and runs on a NOTIFIER intelligent fire system (using a compatible proprietary communication protocol). The NRX-TDIFF provides 58°C rate-of-rise (10°C/minute) temperature sensing (A1R).

The sensor plugs into the B501RF wireless sensor base (not included).

Specifications

• Comm. loop supply voltage:	3.3VDC max.
• Standby current:	120uA @ 3V (typical in normal operating mode)
• Red LED current max.	4mA
• Range:	500m (typ. in free air)
• Dimensions (Ø x h):	104 mm x 70 mm (incl. B501RF)
• Weight:	124 g
• Batteries:	238 g (incl. B501RF & 4 batteries)
• Average battery life:	4 x Duracell Ultra 123
• Radio frequency:	4 years @ 25°C
• RF output power:	865-870Mhz
• Relative humidity:	14dBm (max.)
• Approved to:	10% to 93% (non-condensing)
	EN54-25 and EN54-5 (class A1R)

CPR number: 0333-CPR-075494

NRX-TFIX58

Radio frequency thermal detector



The NRX-TFIX58 heat sensor is a battery operated RF device designed for use with the NRXI-GATE radio gateway. It contains a wireless transceiver and runs on a NOTIFIER intelligent fire system (using a compatible proprietary communication protocol). The NRX-TFIX58 provides 58°C temperature sensing (A1S). The sensor plugs into the B501RF wireless sensor base (not included).

Specifications

• Comm. loop supply voltage:	3.3VDC max.
• Standby current:	120uA @ 3V (typical in normal operating mode)
• Red LED current max.	4mA
• Range:	500m (typ. in free air)
• Dimensions (Ø x h):	104 mm x 70 mm (incl. B501RF)
• Weight:	124 g
	238 g (incl. B501RF & 4 batteries)
• Batteries:	4 x Duracell Ultra 123
• Average battery life:	4 years @ 25°C
• Radio frequency:	865-870Mhz
• RF output power:	14dBm (max.)
• Relative humidity:	10% to 93% (non-condensing)
• Approved to:	EN54-25 and EN54-5 (class A1S)

CPR number: 0333-CPR-074591

NRX-SMT3

Radio frequency PTIR detector



The NRX-SMT3 radio sensor is a battery operated RF device designed for use with the NRXI-GATE radio gateway. It contains a wireless transceiver and runs on a NOTIFIER intelligent fire system (using a compatible proprietary communication protocol). It is a multi-criteria smoke and heat detector (58°C Rate-of-Rise). An infrared sensor adds further detection ability and increased immunity to false alarms. The sensor plugs into the B501RF wireless sensor base (not included).

Specifications

• Comm. loop supply voltage:	3.3VDC max.
• Standby current:	120uA @ 3V (typical in normal operating mode)
• Red LED current max.	4mA
• Range:	500m (typ. in free air)
• Dimensions (Ø x h):	104 mm x 72 mm (incl. B501RF)
• Weight:	136 g
	250 g (incl. B501RF & 4 batteries)
• Batteries:	4 x Duracell Ultra 123
• Average battery life:	4 years @ 25°C
• Radio frequency:	865-870Mhz
• RF output power:	14dBm (max.)
• Relative humidity:	10% to 93% (non-condensing)
• Approved to:	EN54-25, EN54-5 (class A1R) and EN-54-7

CPR number: 0333-CPR-075488

B501RF

Wireless detector & repeater base

NRX-WCP

Radio frequency WCP



The NRX-WCP radio call point is a battery operated RF device designed for use with the NRXI-GATE radio gateway running on a NOTIFIER intelligent fire system (using a compatible proprietary communication protocol).

It is a waterproof manual call point, combined with a wireless RF transceiver and fits onto a wireless backplate.

Specifications

• Comm. loop supply voltage:	3.3VDC max.
• Standby current:	120uA @ 3V (typical in normal operating mode)
• Red LED current max.	2mA
• Range:	500m (typ. in free air)
• Dimensions (h x w x d):	94 mm x 99 mm x 71 mm
• Weight:	251 g
	317 g (incl. 4 batteries)
• IP rating:	IP67
• Batteries:	4 x Duracell Ultra 123
• Average battery life:	4 years @ 25°C
• Radio frequency:	865-870Mhz
• RF output power:	14dBm (max.)
• Relative humidity:	10% to 93% (non-condensing)
• Approved to:	EN54-25 and EN54-11

CPR number: 0333-CPR-075497

NRX-DKMR

Radio frequency DKM



The NRX-DKM radio call point is a battery operated RF device designed for use with the NRXI-GATE radio gateway running on a NOTIFIER intelligent fire system (using a compatible proprietary communication protocol).

It is a break-glass manual call point, combined with a wireless RF transceiver and has a removable backplate.

Specifications

• Comm. loop supply voltage:	3.3VDC max.
• Standby current:	120uA @ 3V (typical in normal operating mode)
• Red LED current max.	2mA
• Range:	500m (typ. in free air)
• Dimensions (h x w x d):	134 mm x 134 mm x 52 mm
• Weight:	320 g
	386 g (incl. 4 batteries)
• IP rating:	IP20
• Batteries:	4 x Duracell Ultra 123
• Average battery life:	4 years @ 25°C
• Radio frequency:	865-870Mhz
• RF output power:	14dBm (max.)
• Relative humidity:	10% to 93% (non-condensing)

Conforms to EN54-25 and EN54-11.

NRX-IRK

Wireless LED remote indicator



The NRX-IRK Wireless Remote LED alarm indicator replicates the LED status of the associated detector(s). The remote indicator can be positioned discretely outside locked or inaccessible rooms such as hotel rooms and shops within malls - to avoid disruption, yet provide a quick visual status in the case of an emergency or maintenance situation. Other ideal applications include corridors, ceiling voids, lift shafts, dormitories and hospital.

Specifications

• Dimensions (l x w x h):	97 mm x 51 mm x 37mm
• Standby current:	50uA @ 3V
• Alarm current:	8mA
• Batteries:	2x Duracell Ultra 123
• Radio frequency:	865-870 MHZ
• Weight:	100 g (incl. 2 batteries)
• Relative humidity:	10 to 93% (non condensing)

Accessories

BAG RF HWKIT

Survey bag



Bag for a laptop with separated spaces to keep all the necessary tools to run a survey: 2 poles, 2 cups, 2 repeaters and a universal support.

POLE HWKIT

Telescopic pole for wireless range



Telescopic pole of 5.2m to be used, in conjunction with a cup, to keep the devices close to the ceiling when needed for the site survey or to unplug detectors from the bases on the ceiling.

CUP HWKIT

Cup for wireless range



Can be used, together with a pole, to keep the devices close to the ceiling when needed for the site survey or to unplug detectors from the bases on the ceiling.

SOLOADAPT HWKIT

Cup for wireless range



Adapter to use the cup on SOLO telescopic pole, to keep the devices close to the ceiling when needed for the site survey or to unplug detectors from the bases on the ceiling.

Sagittarius Series



SAGITTARIUS is a highly advanced wire to wireless system providing a solution for fire detection applications where traditional installations may be unacceptable or uneconomic.

The system is based on a proven protocol and wireless technology derived from the European security industry.

Compatible with the NF series of intelligent panels, these devices integrate seamlessly onto the loop wiring via a loop powered translator module that provides up to 32 wireless fire detectors and devices.

Multiple translators can be installed on each loop.

The translator provides for full sensor intelligent values on the European Frequency of 868 Mhz, fire and fault information and type ID's to be transmitted to the fire control panel.

All devices are delivered with batteries.

LPCB approved to EN54-25

SG-IDP-RM1



Receiver interface module

Loop powered up to 32 wireless devices. Bi-directional dialogue protocol. 7 transmission channels available (868 MHz).

Specifications

• Current:	max 25mA
• Loop power supply range:	18 - 40 VDC
• Typical current consumption:	20mA (@ 24VDC)
• Operating frequency range:	868.15-869.85 Mhz
• Radiated power range:	5dBm (3mW)
• Number of frequency channels:	7
• Communication range with a wireless expander:	max. 600m (in open space)
• Communication range with a wireless device:	max. 200m (in open space)
• Max. linked wireless devices:	32 devices (max. 16 outputs)
• Max. linked wireless expanders:	7
• Temperature range:	-30°C to +50°C
• Relative humidity:	5% to 90% (non-condensing)
• Dimensions (H x W x D):	160 mm x 120 mm x 51 mm

SGCWE100

Sagittarius conventional system - expander module



- Bi-directional communication.
- 868.15 MHz—869.85MHz.
- Multi-channel (up to 7 channels).
- Automatic management of power transmission.
- Double orthogonal antenna provides reliable and secure communication.
- Immediate transmission of alarm, fault and tamper signals from field devices.
- Flexible on site device adjustment.

The Sagittarius conventional system expander is a module device permitting to add a wireless sub-system to a conventional fire security installation. This device is connected directly to the conventional control panel's zone line and is actually part of it. This device allows wireless sounders silencing by being controlled by the control panel's sounder output line.



Item available on request only. Please check the last price list for lead time information.

Specifications

- Communication range between expander and wireless devices: 200m (in open space)
- Operating frequency channels: 7
- Radiated power: 5 dBm (3 mW)
- Power supply voltage range: - 9-27VDC
- 12VDC typical
- Power supply lower fault threshold: 9VDC
- Conventional zone line applied voltage: Same as device's power supply applied voltage
- Sounder's line maximum voltage: 27VDC
- Expander maximum current consumption: 60mA at 12VDC (alarm)
- Operating temperature range: -30 °C to +50 °C
- Dimensions (without antennas): 120 mm x 160 mm x 51 mm
- Weight: 330 g
- IP rating: IP 51C

CPD number: 0832-CPD-1689

SGWE

Wireless expander



Provides an extended signal coverage area up to 6 boosters per interface locally powered (12-24 Vdc) up to 32 wireless devices. Bi-directional dialogue protocol.

Specifications

- Voltage range: 9-27VDC
- Expander current consumption: 15mA @ 24VDC
- Operating temperature range: -30°C to +50°C
- Dimensions (with antennas): 190 mm x 230 mm x 50 mm
- IP rating: IP51C

CPD number: 0832-CPD-1690

SG-PU

Display module with keypad



Wireless communication with receiver.



Only for conventional application. Not compatible with SG-IDP-RM1.

SG100

Wireless optical smoke detector



Includes 360° bicolor LED & base.

Specifications

- Radiated power: 5dBm (3mW)
- Communication range with the receiver module: max. 200m (in open space)
- Main battery: CR-123 A (approx. life time 5 years)
- Secondary battery: CR-2032 A (approx. life time 2 months)
- Weight: 150g
- Dimensions: 110 mm x 54 mm
- Approved to: EN54-7 & EN54-25

CPD number: 0832-CPD-1069

SG200

Wireless multi-tech optic / heat detector



Includes 360° bicolor LED & base.

Specifications

- Radiated power: 5dBm (3mW)
- Communication range with the receiver module: max. 200m (in open space)
- Main battery: CR-123 A (approx. life time 5 years)
- Secondary battery: CR-2032 A (approx. life time 2 months)
- Weight: 150g
- Dimensions: 110 mm x 54 mm
- Approved to: EN54-5 & EN54-7 & EN54-25

CPD number: 0832-CPD-1070

SG350

Wireless heat detector



Includes 360° bicolor LED & base.

Specifications

- Operating frequency channels: 7
- Radiated power: 5dBm (3mW)
- Communication range with the receiver module: max. 200m (in open space)
- Main battery: CR-123 A (approx. life time 5 years)
- Secondary battery: CR-2032 A (approx. life time 2 months)
- Alarm treshold: Programmable from 58°C to 78°C with translator
- Approved to: EN54-5 & EN54-25

CPD number: 0832-CPD-1068

SG/SC

Decorline supplement for special coated detector



Available colors on request.



Minimum order quantity of 50 pcs.



Item available on request only. Please check the last price list for lead time information.

For spare parts, please refer to § Spare Parts at the end of this chapter (04. Special Equipment)



SGCP100

Wireless manual call point



Complies EN54-11.
Includes surface mounting box & break glass.

Specifications

- Dimensions (H x W x D): 86 mm x 86 mm x 59 mm
- Weight: 186g
- Radiated power: 5dBm (3mW)
- Communication range with the receiver module: max. 200m (in open space)
- Approved to: EN54-11 & EN54-25

CPD number: 0832-CPD-1683

SGWCP100

Wireless manual call point, weatherproof



Specifications

- Dimensions (H x W x D): 120 mm x 130 mm x 55 mm
- Operating temperature: -30°C to +55°C
- IP rating: IP67
- Radiated power: 5dBm (3mW)
- Communication range with the receiver module: max. 200m (in open space)

SGMI200

Wireless monitored input module



The wireless monitored input module allows the switched on/off status of an external device to be transmitted to the control panel through translator / expander devices.

Specifications

- Main battery type: CR123 A
- Backup battery type: CR2032 A
- IP rating: IP65
- Radiated power: 5dBm (3mW)
- Communication range with the receiver module: max. 200m (in open space)
- Approved to: EN54-18 & EN54-25

CPD number: 0832-CPR-F0691

SGMC200

Wireless control module



With relay (requires external power supply).

Specifications

- Operating Voltage: 12-27VDC
- Current consumption: 50mA
- Dimensions: 109 mm x 37 mm
- Weight: 52g
- IP rating: IP65
- Relay: Max. switched voltage: 30VDC
Max. switched current: 2A
- Radiated power: 5dBm (3mW)
- Communication range with the receiver module: max. 200m (in open space)
- Approved to: EN54-18 & EN54-25

CPD number: 0832-CPR-F0691

SGMCB200

Wireless control module



With relay output (works on batteries).

Specifications

- Dimensions: 87 mm x 87 mm x 40 mm
- Weight: 150g
- Main battery type: CR123 A
- Backup battery type: CR123 A
- IP rating: IP65
- Relay: Max. switched voltage: 30VDC
Max. switched current: 2A
- Radiated power: 5dBm (3mW)
- Communication range with the receiver module: max. 200m (in open space)
- Approved to: EN54-18 & EN54-25

CPD number: 0832-CPR-F0691

SG-CWS100-KIT

Wireless wall mounted sounder, red



Replacement for SGRS100-H.

The CWS100 conventional red wall sounder with 32 tones (incl. Slow whoop tone) and volume settings is weatherproof at standard. When the SGWS-MOD is fitted into the CWS100 it becomes fully compatible with the wireless translator and expander modules.



When ordering the SG-CWS100-KIT, you'll receive:
1 x CWS100 conventional red sounder
1 x SGWS-MOD wireless module for CWS100(-AV)

Specifications

- Max. acoustic output: 100dB(A) @ 1m
- IP rating: IP65
- Operating temperature: -25°C to +70°C
- Max. relative humidity: 95% (non-condensing)
- Radiated power: 5dBm (3mW)
- Communication range with the receiver module: max. 150m (in open space)
- Approved to: EN54-3 (CWS100)
EN54-18 & EN54-25 (SGWS-MOD)

CPD number: pending



SGRBS100

Wireless sounder base



The SGRBS100 wireless sounder base is an acoustic output device that is activated in case of fire or emergency situations. Meets EN54 part 3.



Item available on request only. Please check the last price list for lead time information.

Specifications

- Usable operating frequency channels: 7
- Main battery type: CR123A (3 V & 1.2 Ah)
- Operating temperature range: From -10 °C to +55 °C
- IP rating: IP 21C
- Maximum volume range @ 1m : From 89 dBa to 91 dBa
- Tones: 32, incl. Slow Whoop tone (NL)

CPD number: 0832-CPD-1684

SG-CWS100-AV-KIT

Wireless wall mounted sounder/beacon, red



+



The CWS100-AV conventional red wall sounder beacon with 32 tones (incl. Slow Whoop tone) and volume settings is weatherproof as standard.

When the SGWS-MOD is fitted into the CWS100-AV it becomes fully compatible with the wireless translator and expander modules.



When ordering the SG-CWS100-AV-KIT, you'll receive:
 1 x CWS100-AV conventional red sounder/beacon
 1 x SGWS-MOD wireless module for CWS100(-AV)

Specifications

- Max. acoustic output: 100dB(A) @ 1m
- Visual alarm device frequency: 0.5Hz or 1Hz
- EN54-23 Classification: W-2.4-9.5
- IP rating: IP65
- Operating temperature: -25°C to +70°C
- Max. relative humidity: 95% (non-condensing)
- Radiated power: 5dBm (3mW)
- Communication range with the receiver module: max. 150m (in open space)
- Approved to: EN54-3 & EN54-23 (CWS100-AV)
 EN54-18 & EN54-25 (SGWS-MOD)

CPD number: pending

SGRBS100-AV

Wireless audiovisual sounder base



The SGRBS100-AV wireless audiovisual sounder base is an output device that combines together acoustic and visual signaling features performed in case of fire or emergency situations. SGRBS100-AV's incorporated beacon's flash rate and light intensity are fixed. Meet EN 54 part 25.



Item available on request only. Please check the last price list for lead time information.

Specifications

- Operating temperature range: From -10 °C to +55 °C
- Maximum volume range @ 1m : From 70 dBa to 95 dBa (selectable)
- Tones: 32
- Radiated power: 5dBm (3mW)
- Communication range with the receiver module: max. 200m (in open space)
- Max. relative humidity: 95% (non-condensing)
- IP rating: IP21C (type A for indoor using only)
- Dimensions: 145 mm x 66 mm
- Approved to: EN54-3 & EN54-25

CPD number: 0832-CPD-1685

SGFI200-S

Remote led indicator



The SGFI200-S wireless remote indicator lamp is an output device which, activated by the control panel, switches on in the event of alarms, faults or emergency conditions.

Specifications

- Operating temperature range: From -10 °C to +55 °C
- Dimensions: 87 mm x 87 mm x 68 mm
- Weight: 180g
- Communication range with the receiver module: max. 200m (in open space)

Accessories for Sagittarius series



The below items are available on request only. Please check the last price list for lead time information.

SG/CI

Plexi protection cap for SGCP100

SG-LBS100

Lid for SGRBS100



NEW

Linear Heat Detection

- Up to 500 m of sensor cable
- Easy programmable interface
- Cable base sensing allows detection at the point of risk
- Cable with open and short circuit detection

Linear Heat Detection (LHD) cable-based systems provide economical temperature monitoring at the precise point of risk. The system is reliable, flexible and has the ability to detect abnormal temperature variance before fire breaks out. The LHD product allows a vast range of commercial and industrial fire and overheat risks to be protected.

Classic applications: cable tunnels, floating roof tanks, conveyors bulk storage, rail locomotives, rolling stock, vehicle engine bays, etc..



The below items are available on request only. Please check the last price list for lead time information.

Specifications

- | | |
|---------------------------|--|
| • Operating voltage: | 20-28VDC |
| • Current consumption: | >70mA in alarm, >100mA in alarm with Display |
| • Outputs: | Alarm, Pre-alarm relay 2A@30VDC
Fault Opto-isolated phototransistor output 20mA@50V |
| • Inputs: | Remote reset |
| • Material: | Polycarbonate |
| • Weight: | 804g |
| • Dimensions (W x H x D): | 182 mm x 180 mm x 90 mm |
| • IP Rating | IP66 |

762289

Electronic interface module with display (manual & PC programmable)



It's a self programmable, Analog Linear Heat Detection cable control unit with LCD and LED indications, its provides monitoring for any of the LHD sensor cable. Configuration may be done with the internal pushbuttons or PC.

762290

Electronic interface module without display (PC programmable)



It's a PC programmable, Analog Linear Heat Detection cable control unit with LED indications, its provides monitoring for any of the LHD sensor cable.

For spare parts, please refer to § Spare Parts at the end of this chapter (04. Special Equipment)

762245

Sensor cable PVC



It's an Analog Linear Heat Detection cable in a PVC outer sheath suitable for indoor applications where sensor cable is unlikely to be subjected to physical damage or exposed to harsh environmental conditions.



To be ordered in a multiple of 5 meters. Price per meter.

762246

Sensor cable Nylon



It's an Analog Linear Heat Detection cable in a Nylon outer sheath which provides additional UV protection making it suitable for external application where it may be subjected to sunlight. It provides also protection against some chemical.



To be ordered in a multiple of 5 meters. Price per meter.

762247

Sensor cable Stainless Steel Braid



It's an Analog Linear Heat Detection cable in a Nylon outer sheath with a Stainless Steel braid which provides additional mechanical protection.



To be ordered in a multiple of 5 meters. Price per meter.

LHD-EC2.3

Edge clip, 2-3mm WEB



Requires neoprene sleeves & ties.

LHD-EC3.8

Edge clip, 3-8mm WEB



Requires neoprene sleeves & ties.

LHD-EC8.18

Edge clip, 8-14mm WEB



Requires neoprene sleeves & ties.

LHD-EC14.2

Edge clip, 14-20mm WEB



Requires neoprene sleeves & ties.



LHD-DP

200mm distance piece for edge clip



Requires neoprene sleeves & ties.
Order edge clips & neoprene sleeving separately.

LHD-TC

T clip



Requires neoprene sleeves & ties.
Order edge clips & neoprene sleeving separately.

LHD-PC

Pipe clip



Requires neoprene sleeves & ties.
Order edge clips & neoprene sleeving separately.

LHD-VC

V clip (incl. rubber)



Requires neoprene sleeves & ties.
Order edge clips & neoprene sleeving separately.

LHD-CT

Cable ties (100/set)



LHD-NS

Neoprene sleeving



LHD-ILJK

In line jointing kit



Pack of 10.

Industrial Heat Detectors



Thermal rate of rise detectors of the TMP2 series detectors guarantee high measure precision for long periods and high immunity from EMI interference. TMP2 detectors have an integrated alarm LED for alarm indication. Both peculiarities confer to TMP2 high performance, reducing probability of false alarms.

Sensors are compatible with all NOTIFIER control panels using them like normal smoke detectors. Direct wiring for conventional panels and connection through M710-CZR module, for intelligent panels.

The TMP2 series includes an electronic circuit for signal conditioning generated by the transducer. The electronic card is reduced to the minimum size using SMC technology and placed directly into the unit probe.



The industrial heat detectors & accessories are available on request only. Please check the last price list for lead time information.

Specifications

- Supply voltage: 10-30VDC
- Supply current: approx. 20/30uA in normal conditions
>20mA in alarm condition
- Temperature range: -20°C to +110°C
- Code of Protection: ATEX II 2G Ex d IIC T6
- IP rating: IP66 (Probe IP67)
- Approved to: EN54 Part 5

CPR number: 0068-CPR-009/2014

Dust type



- Introduced double cable holder
- New auto-locking terminal block for quicker and easier installation
- Diagnostic LED showing connections errors as loop inversions

Specifications

- Overall dimensions (h x l x d): 203 mm x 95 mm x 60 mm
- Weight: 400 g
- IP rating: IP66
- Cable holder: M20

TMP2-D-A257R1A

Rate of Rise dust thermal detector - 57°C

TMP2-D-C90R1A

Rate of Rise dust thermal detector - 90°C

TMP2-D-D110R1A

Rate of Rise dust thermal detector - 110°C

TMP2-D-A257S1A

Fixed temp. dust thermal detector - 57°C

TMP2-D-C90S1A

Fixed temp. dust thermal detector - 90°C

TMP2-D-D110S1A

Fixed temp. dust thermal detector - 110°C



Dust type Probes only



Housing not included.

TMP2-P-A257R1A	Rate of Rise dust thermal detector probe - 57°C
TMP2-P-C90R1A	Rate of Rise dust thermal detector probe - 90°C
TMP2-P-D110R1A	Rate of Rise dust thermal detector probe - 110°C
TMP2-P-A257S1A	Fixed temp. dust thermal detector probe - 57°C
TMP2-P-C90S1A	Fixed temp. dust thermal detector probe - 90°C
TMP2-P-D110S1A	Fixed temp. dust thermal detector probe - 110°C

ATEX Type



Specifications

- Overall dimensions (h x l x d): 160 mm x 85 mm x 75 mm
- Weight: 410 g

TMP2-TO-A257R1A	Rate of Rise Eexd thermal detector - 57°C
TMP2-TO-C90R1A	Rate of Rise Eexd thermal detector - 90°C
TMP2-TO-D110R1A	Rate of Rise Eexd thermal detector - 110°C
TMP2-TO-A257S1A	Fixed temp. Eexd thermal detector - 57°C
TMP2-TO-C90S1A	Fixed temp. Eexd thermal detector - 90°C
TMP2-TO-D110S1A	Fixed temp. Eexd thermal detector - 110°C

Accessories

TMP2-ST14	EEx-d junction box for end-of-line resistor
-----------	---



GDA-M/B-KF4A

Mounting brackets



Mounting Brackets for heat detectors ATEX type TMP2.

GDA-CH12-NA

ATEX cable gland



Size 1/2" for ATEX type TMP2, for non armoured cables.

GDA-CH12

ATEX cable gland



Size 1/2" for ATEX type TMP2, complete of rubber parts, for armoured cables.

TMP_Configurator

Software for TMP2 maintenance & configuration



Special software for TMP2 heat detectors maintenance and configuration. Data Log capability, Trends, Calibration report, Stand-Alone calibration station. Complete of USB/RS485 connection cable.



HD Series



Thermal detectors of HD series guarantee high measure precision for long period and high immunity from EMI interference. Both peculiarities confer to HD high performance, reducing the probability of false alarms.

HD Sensors are compatible with all NOTIFIER control panels using them like normal smoke detectors. Direct wiring for conventional panels and connection through M710-CZR module, for intelligent panels.

The sensing element is a heat pick-up shield and a bi-metal switch.



Mounting box & cable gland included.

Specifications

• Dimensions (Ø x h) :	95 mm x 42 mm
• Weight:	82g
• IP rating:	IP67

HD6295

IP67 heat sensor 57°C. Static response from min. 54°C to max. 70°C

CPD number: 0845-CPD-232.1192; ATEX compliance: II 3 G Ex ic IIC T5 Gc X & II 3 D Ex ic IIIC T100°C Dc X

HD6296

IP67 heat sensor 72°C. Static response from min. 69°C to max. 85°C

CPD number: 0845-CPD-232.1193; ATEX compliance: II 3 G Ex ic IIC T5 Gc X & II 3 D Ex ic IIIC T100°C Dc X

HD6297

IP67 heat sensor 87°C. Static response from min. 84°C to max. 100°C

CPD number: 0845-CPD-232.1194

HD6298

IP67 heat sensor 117°C. Static response from min. 114°C to max. 130°C

CPD number: 0845-CPD-232.1195

Industrial sounders

MS1/R

Industrial sounder max. 106dB



Specifications

- Dimensions (W x H x D): 91.5 mm x 91.5 mm x 82.5 mm
- Voltage: 24 VDC
- Current consumption: 37mA
- IP rating: IP65
- Approved to: EN54-3: 2001 + A1: 2002 + A2: 2006
- Alternative partnumber: YA40/D/RN/WR/VDS

VdS number: G28702

Y05D

Industrial sounder 24V 110dB



Specifications

- Dimensions (W x H x D): 169 mm x 134 mm x 128 mm
- Operation temperature: -25°C to 55°C
- Storage temperature: -40°C to 70°C
- Current consumption: min. 20mA
- Voltage: 24 VDC
- Weight: 0.55kg (DC)
- IP rating: IP54
- Approved to: EN54-3

VdS number: G28702

Y08D

Industrial sounder 24V 116dB



Specifications

- Dimensions (W x H x D): 269 mm x 216 mm x 153 mm
- Operation temperature: -25°C to 55°C
- Storage temperature: -40°C to 70°C
- Weight: 2.5kg
- Current consumption: min. 300mA
- Voltage: 24 VDC
- Approved to: EN54-3

CPD number: 0086-CPD-96705

Y08/SD_YA80/D/RF/SU

Industrial super sounder 24V 120dB



Item available on request only. Please check the last price list for lead time information.

Specifications

- Dimensions (W x H x D): 269 mm x 216 mm x 153 mm
- Operation temperature: -25°C to 55°C
- Storage temperature: -40°C to 70°C
- Weight: 3kg
- Current consumption: Min. 300mA
- Voltage: 24 VDC
- Approved to: EN54-3

CPD number: 0086-CPD-96705

For spare parts, please refer to § Spare Parts at the end of this chapter (04. Special Equipment)



Industrial strobes & Combined sounders

MS2/R/R

Xenon strobe - 24VDC - 5W - red



Specifications

- | | |
|---------------------------|-----------------------------|
| • Dimensions (W x H x D): | 91.5 mm x 91.5 mm x 82.5 mm |
| • Weight: | 260g |
| • Voltage: | 24 VDC |
| • Current consumption: | 306mA |
| • Operating temperature: | -25°C to +40°C |
| • IP rating: | IP65 |
| • Approved to: | EN54-23 |
| • Alternative partnumber: | FL40/D50/C/RN/VDS |

Vds number: G28714

MS5/R/R

Industrial strobe and sounder 5 W - 106dB - 32 tones



Specifications

- | | |
|---------------------------|-----------------------------------|
| • Dimensions (W x H x D): | 91.5 mm x 183 mm x 82.5 mm |
| • Weight: | 510g |
| • Voltage: | 24 VDC |
| • Current consumption: | 343mA |
| • Operating temperature: | -25°C to +40°C |
| • IP rating: | IP65 |
| • Approved to: | EN54-3: 2001 + A1:2002 + A2: 2006 |
| • Alternative partnumber: | YL40/D50/R/RN/WR/VDS |

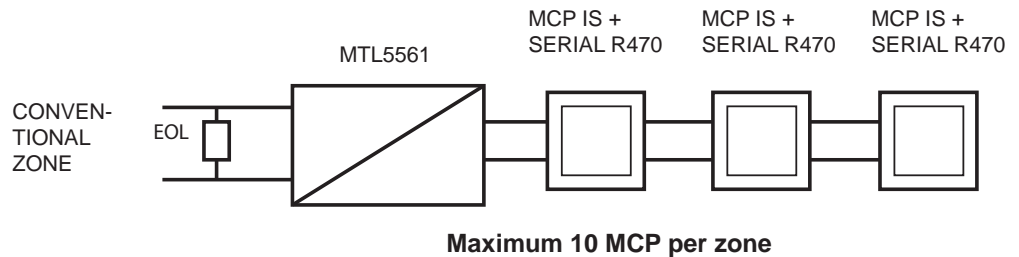
CPD number: 0086-CPD-96705; Vds number: G28702

Intrinsically safe devices

Conventional manual call points



Manual break glass fire alarm call points for use with galvanic isolator in hazardous areas.



The below items are available on request only. Please check the last price list for lead time information.

Red



The red conventional call points contain:
 - Operating element label: EN54-11 "Dot & Arrows"
 - Function label: Burning House



MCP1A-R470FF-01IS

IS MCP with flexible element 470R



Includes flexible element & monitoring resistor R470.

Specifications

- Dimensions (W x H x D): 89 mm x 93 mm x 59,5 mm
- Weight: 130g (flush); 180g (surface)
- Ambient temperature range: -10°C to +55°C
- Operating voltage range: 14-28VDC (nominal 24VDC)
- Storage temperature range: -40°C to +85°C
- Relative humidity: 93 +/-3% (non-condensing)
- Material: PC/ABS
- IP rating: IP24D
- Color: Red, RAL3001
- ATEX compliance: II 1G EX ia IIC T4 Ga

ATEX number: SIRA-04ATEX2350X_ISS4



Please order surface mounting box separately.



Cable glands are not included.



MCP3A-R000FF-01IS

IS MCP with flexible element



Includes flexible element & a changeover contact (max. 30VDC).

Specifications

- | | |
|------------------------------|------------------------------|
| • Dimensions (W x H x D): | 89 mm x 93 mm x 59,5 mm |
| • Weight: | 130g (flush); 180g (surface) |
| • Ambient temperature range: | -10°C to +55°C |
| • Relative humidity: | 93 +/-3% (non-condensing) |
| • Maximum voltage: | 30VDC |
| • IP rating: | IP24D |
| • Material: | PC/ABS |
| • Color: | Red, RAL3001 |
| • ATEX compliance: | II 1G EX ia IIC T4 Ga |

ATEX number: SIRA-04ATEX2350X_ISS4



Please order surface mounting box separately.



Cable glands are not included.

WCP1A-R470SF-01IS

Waterproof IS MCP with flexible element



Includes flexible element, surface mounting box, a normally open contact (max. 30VDC) and 470R monitoring resistor.

Specifications

- | | |
|--------------------------------|--|
| • Dimensions (W x H x D): | 97.5 mm x 93 mm x 71 mm |
| • Weight: | 350g |
| • Operating temperature range: | -25°C to +70°C |
| • Relative humidity: | 0-93 +/-3% (non-condensing) |
| • IP rating: | IP67 |
| • Material: | PC/ABS |
| • Color: | Red, RAL3001 |
| • ATEX compliance: | II 1GD Ex ia IIC T4 Ga; Ex ia IIIC T135°C Da |

ATEX number: SIRA06ATEX2131X ISSUE 5



Cable glands are included.

WCP3A-R000SF-01IS

Waterproof IS MCP with flexible element



Contains flexible element, surface mounting box & a changeover contact (max. 30VDC).

Specifications

- Dimensions (W x H x D): 97.5 mm x 93 mm x 71 mm
- Weight: 240g
- Operating temperature range: -30°C to +70°C
- Relative humidity: 0% - 95% (non-condensing)
- IP rating: IP67
- Material: PC/ABS
- Color: Red, RAL3001
- ATEX compliance: II 1GD Ex ia IIC T4 Ga; Ex ia IIIC T135°C Da

ATEX number: SIRA06ATEX2131X ISSUE 5



Cable glands are included.

Yellow



The conventional call points in other colors contain:

- Operating element label: EN54-11 'dot & arrows'
- Function label: plain color
- Surface mounting box.



Items available on request only. Please check the last price list for lead time information.



WCP1A-Y470SF-01IS

Waterproof IS MCP with flexible element, Yellow

WCP3A-Y000SF-01IS

Waterproof IS MCP with flexible element, Yellow

Accessories

MTL5561

2 channel galvanic isolator for IS conv. det



Specifications

- Weight: 130g
- Number of channels: 2
- Current range: 1 to 40mA, nominal
- Integral input polarity protection: Input circuit protected against reverse polarity
- Hazardous-area output: Max. output voltage 28VDC from 300Ω
- Loop supply voltage: 6 to 35VDC



For connection from conventional zone to intelligent panel



M710-CZR

Conventional zone input module



Complete with end of line resistors, plug in screw connections, direct decade address entry and tri-colour LED's complete with built-in isolator.


Specifications

- External supply voltage conv. zone: 12 to 28.5 VDC
- Max. conventional zone current limit: 60mA
- Operating Temperature: -20°C to 60°C
- Relative humidity : 5% to 95% (non-condensing)
- Dimensions (W x H x D): 93 mm x 83 mm x 23 mm
- Weight: 110g

CPD number: 0832-CPD-1390; VDS number: G210089

M200-SMB

Surface mount box



To be used with M700 series modules.

Specifications

- Dimensions (W x H x D): 139 mm x 134 mm x 40 mm
- IP rating: IP50

Intelligent devices



For connection to intelligent panel.

IDX-751 EA-WH

IS Intelligent optical detector, bright white



Only CLIP protocol 99+99. Ideal for installation in zones 0, 1 and 2. Bright white.

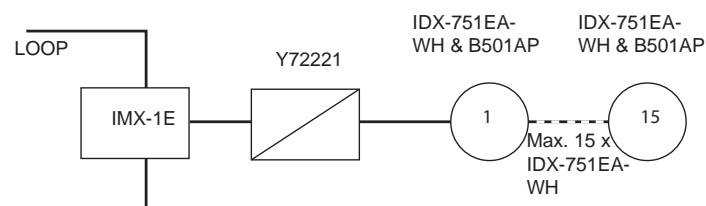


Requires B501AP base, galvanic isolator Y72221 and interface module IMX-1E.

Specifications

- Dimensions (Ø x h): 102 mm x 47 mm
- Weight: 112.5g (base included)
- Operating voltage: 17 to 24VDC
- Weight: 115g
- IS rating: II 1G Ex IIC T5/T4 Ga
- Approved to: EN54-7

ATEX number: Baseefe08ATEX0278X; VDS number: G209130



Y72221

Galvanic isolator for IS intelligent devices



To be used with IMX-1E and IDX-751EA-WH.

Specifications

- Weight: 100g
- Input voltage range: 20 to 24VDC
- Current range: 1 to 20mA
- Dimensions (W x H x D): 20 mm x 107,5 mm x 110 mm

K-LB-1.30G

Surge protection module for Y72221



This surge protection barrier limits induced transients of different origin (e.g. lightning stroke, switching impulse, etc.). This is achieved by diverting the transient current to ground and limiting the signal line voltage to a safe level for the duration of the surge. It also protects instruments such as zener barriers.



Item available on request only. Please check the last price list for lead time information.

Specifications

- Rated voltage: max. 30VDC
- Rated current: max. 250mA
- Leakage current: max. 5uA

IMX-1E

Interface module for IS intelligent devices

The IMX-1E allows up to 15 IDX-751EA-WH intrinsic safe detectors on one module.

Specifications

- Weight: 142g
- Input voltage range: 20 to 24VDC
- Current range: 1 to 20mA
- Dimensions (W x H x D): 70 mm x 70 mm x 32 mm

SMB500

Surface mounting box for IMX-1E

Ivory plastic box for surface mount of the IMX-1E module.



Item available on request only. Please check the last price list for lead time information.

Specifications

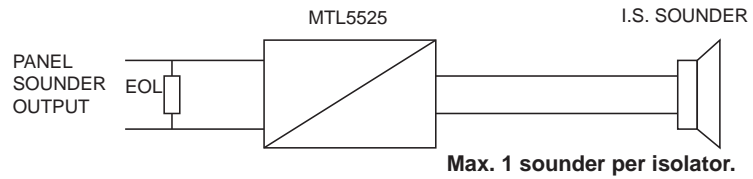
- Dimensions (W x H x D): 124 mm x 124 mm x 54 mm



Audio & Visual devices



For use with galvanic isolator in hazardous areas.



The below items are available on request only. Please check the last price list for lead time information.



Cable glands are not included.

MS1/R/IS

IS sounder 100dB, IP55, 32 selectable tones, incl. Slow whoop tone



Specifications

- Dimensions (W x H x D): 90 mm x 180 mm x 81 mm
- Current: 25 mA
- Operating temperature: -25°C to +40°C
- Rel. humidity: 95% at 40°C
- Weight: 0,490Kg
- IP rating: IP55
- Intrinsic safety Rating: II 1 G Ex ia IIC T4 Ga & II 1 D Ex ia IIC T190°C Da
- Supply voltage: 24VDC

ATEX number: EECS-BAS02ATEX1190X; Baseefa 08 Atex 0194x

DA5-24VDC

IS sounder 100dB, IP65, 26 selectable tones incl. Slow whoop tone



Specifications

- Dimensions (Ø x h): 93 mm x 103 mm
- Supply voltage: 24VDC
- Current: 14 mA
- IP rating: IP65
- Intrinsic safety Rating: Group II, Category 1G, EEX ia T4
- Supply voltage: 24VDC

ATEX number: BAS00ATEX1259

Y05/R/IS

IS sounder 105dB, IP65, 32 selectable tones incl. Slow whoop tone



Specifications

- Dimensions (W x H x D) : 169 mm x 134 mm x 128 mm
- Intrinsic safety Rating : II 1 G Ex ia IIC T4 Ga; II 1 D Ex ia IIIC T190°C Da
- Current: 28 mA
- Operating temperature: -25°C to +40°C
- Rel.humidity: 95% at 40°C
- Weight: 0,810Kg
- IP rating: IP56
- Operating voltage: 24VDC, 48VDC (BT)

ATEX number: EECs-BAS02ATEX1190X; Baseefa 08 Atex 0194x

MTL5525

Galvanic isolator for IS sounders

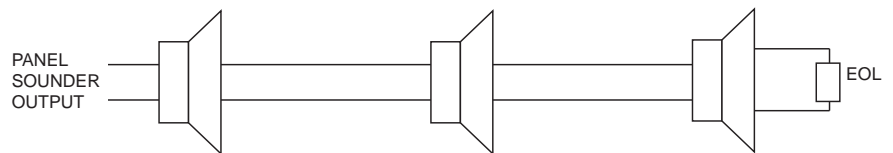


Specifications

- Minimum output voltage: 7V at 48mA
- Maximum output voltage: 24V from 300Ω
- Current limit: 48mA
- Maximum current consumption: 100mA at 24VDC
- Safety description: V0=25VDC, I0=83.3mA, P0=0.52W, Um=253V RMS or DC

Explosion Proof Devices

Audible and visual alarm devices



- Omni directional sounder output
- 2 stage alarm
- Independently selectable 2nd stage
- All units share a common explosion proof housing
- Reduced installation costs
- Meets UL, ATEX and IECEx Approvals
- ATEX approved for Gas & Dust
- Low current consumption
- Dual cable entry, cable in – cable out
- Aluminium enclosure
- Stainless steel fasteners
- Polycarbonate dome
- Lens guard provided as standard
- Weather proof flame retardant ABS horn
- Red Lens in flame retardant polycarbonate
- 32 selectable tones meeting international regulations



The below items are available on request only. Please check the last price list for lead time information.



Cable glands are not included.

For spare parts, please refer to § Spare Parts at the end of this chapter (04. Special Equipment)



Y06/R/24V

EEX sounder 110dB 32 tones - IP66 - red



Specifications

- Dimensions (Ø x h): 145 mm x 288 mm
- Voltage: 24VDC
- Current consumption: 350mA
- Weight: 5.4kg
- Intrinsic safety Rating : II 2G D EEx dIIB+H2 T135°C

ATEX number: Baseefa 02ATEX0222X

YL6/R/24V

EEX Sounder-strobe 110dB 32 tones - IP66



Specifications

- Dimensions (Ø x h): 145 mm x 420 mm
- Current consumption: 570mA
- Voltage: 24VDC
- Weight: 6kg
- Intrinsic safety Rating: II 2G D EEx dIIB+H2 T135°C

ATEX number: Baseefa 02ATEX0222X

V6/R/24V

EEX Proof strobe - IP66 - Red



Specifications

- Dimensions (Ø x h): 145 mm x 276 mm
- Voltage: 24VDC
- Current consumption: 220mA (5J)
- Weight: 5.08kg
- Intrinsic safety Rating: II 2G D EEx dIIB+H2 T135°C

ATEX number: Baseefa 02ATEX0222X

Flame detectors

40/40 series



- Protection against hydrocarbon based fuel and gas fires, hydroxyl and hydrogen fires, as well as metal and inorganic fires
- Highest performance, cost effective
- 5 year warranty
- Compliant with IEC 61508 Safety Integrity requirements (SIL2)
- CPD and LPCB certified, according to EN54-10

The SharpEye 40/40 Series Flame Detectors provide the most comprehensive protection against hydrocarbon based fuel and gas fires, hydroxyl and hydrogen fires, as well as metal and inorganic fires. The detectors provide early warning of fires at long distances with high immunity to false alarms.

The 40/40 series designs are the highest performance, cost effective flame detectors currently on the market. The flame detectors include a stainless steel housing with a heated window, to eliminate condensation and icing; HART capabilities for digital communications; lower power requirements; and a compact, lightweight but highly durable and weather resistant design.

The 40/40 flame detector series is highly reliable, with a newly extended 5-years warranty period and compliance with the IEC 61508 safety integrity requirements of SIL2.



Standard delivered with a special weather cover. Test equipment for flame detectors is included in Part 6 of this catalogue.



The below items are available on request only. Please check the last price list for lead time information.

Specifications

- | | |
|---------------------------|---|
| • Dimensions (W x H x D): | 90 mm x114 mm x 156 mm |
| • Weight: | - Detector (St.St.) 2.5 kg
- Detector, aluminum 1.2 kg |
| • Ex Approved for Zone 1: | ATEX and IECEx |
| • Operating voltage: | 24 VDC nominal (18-32 VDC) |
| • Power consumption: | - Standby: max 100mA
- Alarm: max 150mA (add 50mA for heated window) |

Approved: LPCB EN54-10, TÜV SIL2, ATEX/IECEX & CPD

40/40-U

UV detector

Detector detects hydrocarbon based fuel and gas fires, invisible hydrogen flames and fires from hydrides, ammonia, silane and other organic materials with its unique UV solar blind sensor.

CPD approved: 0832-CPD-0979

40/40-UB

UV detector with built in test kit

CPD approved: 0832-CPD-0980

40/40-L

UV/IR dual detector

A dual UV and IR detector, comprising an IR sensor that operates at a wavelength of 2.5-3.0 µm and a UV solar blind sensor, the 40/40L detects hydrocarbon based fuel and gas fires, hydroxyl and hydrogen fires, as well as metal and inorganic fires.

CPD approved: 0832-CPD-0973

For spare parts, please refer to § Spare Parts at the end of this chapter (04. Special Equipment)



40/40-LB**UV/IR dual detector with built in test kit**

CPD approved: 0832-CPD-0976

40/40-L4**UV/IR (4,5µm) dual detector**

A dual UV and IR detector, comprising an IR sensor that operates at a wavelength of 4.5 µm and a solar blind UV sensor, the 40/40L detects only hydrocarbon based fuel and gas fires.

CPD approved: 0832-CPD-0974

40/40-L4B**UV/IR (4,5µm) dual detector with built in test kit**

CPD approved: 0832-CPD-0975

40/40-I**Triple IR detector**

Detects hydrocarbon fuel and gas fires at long distances and provides the highest immunity to false alarms with its triple spectrum design. The IR3 can detect a 0.1m² gasoline pan fire at 65m in less than 5 seconds.

CPD approved: 0832-CPD-0972

40/40-M**Multi sensor detector**

Detects hydrocarbon and hydrogen flames at long distances and provides the highest immunity to false alarms with its multi spectrum design. The 40/40M can detect a gasoline pan fire at 65m, or a hydrogen flame at 30m in less than 5 seconds.

CPD approved: 0832-CPD-0977

40/40-R**Single IR detector**

Detects hydrocarbon based fuel and gas fires, comprising an IR sensor working at 4.5 µm wavelength for maximum sensitivity and provides immunity to false alarms from IR sources such as sunlight and IR projectors.

CPD approved: 0832-CPD-0978

NEW

Honeywell Flame Detectors



The below items are available on request only. Please check the last price list for lead time information.

FS24X/FS20X series

FS24X-911-23-6

Multi-Spectrum Triple IR Flame detector



- Patented WideBand IR™ technology
- Selectable detection sensitivities
- Dual microprocessors for reliable performance
- Optimal false alarm rejection
- Real time clock for dating of events
- RS-485 ModBus communication
- Non isolated 4-20mA Analog output
- Alarm, Fault and Fire verification relays
- Low power consumption
- FM, ATEX, CE mark approval (EN54-10)
- Suitable for a wide variety of applications
- PC software and interface module for fault diagnostic and real-time graphics and downloading event log

The FS24X is the last generation high technology Multi-Spectrum Triple IR using a patented WideBand IR™, WideBand 4,3 micron IR™ and visible detection technology. Sophisticated software algorithms and dual microprocessors ensure the FS24X has the highest fire detection performance combined with optimal false alarm rejection. The WideBand IR™ infrared technology using high-speed solid-state Quantum sensors allows detection of all types of fires, hydrocarbon and non-hydrocarbon, in all weather conditions.

Specifications

- | | |
|----------------------|---|
| • Field of View: | 90° cone of vision |
| • Sensitivity: | Very high: 60m; High: 45m;
Medium: 30m; Low: 15m |
| • Operating Voltage: | 24VDC nominal (18-32VDC) |
| • Power consumption: | 56mA @ 24VDC;
Alarm 106mA @ 24VDC |
| • Output relays: | Fire, Fault, Aux 1A@24VDC |
| • Temperature range: | -60°C to +85°C |
| • Relative humidity: | 5 to 98% non-condensing |
| • IP rate: | IP66 |



FS20X-211-23-6

Multi-Spectrum UV/Dual IR/VIS Flame detector



- Patented WideBand IR™ infrared combined with Ultraviolet
- Detection range greater than 60m
- Selectable detection sensitivities
- Solar blind 90° full 100% cone of vision
- Dual microprocessor for reliable performance
- Real time clock for dating of events
- RS-485 ModBus communication
- Non isolated 4-20mA Analog output
- Alarm, Fault and Fire verification relays
- Low power consumption
- FM, Ex d ATEX approved
- Detects hydrocarbon and non-hydrocarbon fuel fires in all environmental conditions, suitable for a wide variety of applications
- PC software and interface module for fault diagnostic and realtime graphics and downloading event log

The FS20X is a Multi-Spectrum and UV/Dual IR/VIS flame detector with a proven UV solar-blind sensor. It uses advanced patented algorithms for signal processing and flame analysis is designed to alarm to all types of fires in all industrial environmental conditions.

Specifications

- | | |
|----------------------|--------------------------------------|
| • Field of View: | 90° full 100% cone of vision |
| • Sensitivity: | Very high, High, Medium, Low |
| • Operating Voltage: | 24VDC nominal (18-32VDC) |
| • Power consumption: | 83mA @ 24VDC;
Alarm 133mA @ 24VDC |
| • Output relays: | Fire, Fault, Aux 1A@24VDC |
| • Temperature range: | -60°C to +85°C |
| • Relative humidity: | 5 to 98% non-condensing |
| • IP rate: | IP66 |

FS24X/FS20X series accessories

SM4

Stainless Steel swivel mounting assembly for FS24X, FS20X detectors



SH-001

Sunshield for FS24x detector



FSX-A001

FSX interface kit



Incl. interface module, RS485 cable, USB cable, Power adapter and Windows PC software.

DASA6-N

Airshield for FS20X, FS24X



NEW

Series FSL100 Flame detectors



The FSL100 series consists of UV, UV/IR and IR3 flame detectors utilising sophisticated sensing and signal analysis to detect fire quickly while also rejecting false alarms. THE FSL100 is designed to work in tough indoor/outdoor environments, as well as potentially explosive atmospheres.



The below items are available on request only. Please check the last price list for lead time information.

- Hydrocarbon and non-hydrocarbon sources
- Approved to EN54-10
- Comprehensive automatic self test
- High speed sensors and microprocessor
- Sophisticated analysis algorithms
- Continuous health monitoring
- False alarm rejection
- Relay and mA outputs

Specifications

- | | |
|--------------------------|-----------------------|
| • Power: | 12-24VDC nominal |
| • Operating current: | 25mA @ 24VDC |
| • Current in alarm: | +/-75mA @ 24VDC |
| • Cone of vision: | 90° |
| • Current Output: | 4-20mA |
| • Relay output: | Alarm, Fault 2A@30VDC |
| • IP rate: | IP65 |
| • Operating temperature: | -40°C to +70°C |

FSL100-UV

UV flame detector



Suitable for indoor applications, effective solution for materials burning with low temperature, alarm to fire from heavy hydrocarbons (wood, paper, petroleum,...), light hydrocarbons (methanol, methane,...) and hydrogen. Good resistance against direct and reflected sunlight and artificial light.

For spare parts, please refer to § Spare Parts at the end of this chapter (04. Special Equipment)



FSL100-UVIR

UV/IR flame detector



Analyses the flame flicker frequency to improve false alarm rejection, the dual sensing methodology enable the effectively detection of a wide range of hydrocarbon and non-hydrocarbon fires. It offers also a good resistance against direct and reflected sunlight and artificial light, arcs and electric discharge.

FSL100-3IR

IR³ flame detector



Analyses the flame flicker frequency to improve false alarm rejection, it is particularly suited to liquid hydrocarbon and dirty fire that emit large amount of smoke. It offers also a good resistance against direct and reflected sunlight and artificial light, arcs and electric discharge.

FSL100-SM21

Swivel mount for FSL100 flame detectors

RIV Series



Item available on request only. Please check the last price list for lead time information.

RIV-601P/F

IP66 waterproof IR flame detector



The IR flame detector model RIV-601P/F is an electronic optical fire detecting device which responds immediately to the thermal infrared radiation emitted by fire and is turned to the flickering frequency of the flame to ignore sun and lamp light.

Specifications

- Dimensions (W x H x D): 180 mm x 85 mm x 65 mm
- Weight: 700g
- Current consumption: 13mA stand-by, 50mA in alarm
- Operating voltage: 24VDC
- IP rating: IP66 (Cast aluminium watertight case)
- Cable entry fitting: M25, internal diameter 13-18mm
- Operating temperature: -20°C to +60°C
- Relay output: One changeover relay contact rated 1A/30VDC
- Approved to: EN54-10 Class 1

CPD number: 0786-CPD-21103; VdS number: G211093

RIV-601P/FA

RIV-601P/F IR flame detector with eex-proof enclosure



The RIV-601P/FA is the same IR flame detector as the RIV-601P/F, but in an explosion proof enclosure.

Specifications

- Protection rating: II 2 GD Ex d IIC T6 Ex tD IP66
- Max. case temperature: 85°C max
- Dimensions: 225 mm x 255 mm x 170 mm
- Weight: 11.5 kg

Atex number: BVI 07 ATEX 0023

SOR-876

Variable direction stand for RIV-601P/F

SOA-875

Variable direction stand for RIV-601P/FA



Mini 20/20MI Series



- Available in Non Eex version.
- Multiple detection levels
- 90°/90° cone of vision
- Adjustable time delay
- Stainless steel 316

The SharpEye Mini-IR3 Flame Detector (20/20MI) is a high performance and high reliability compact, selfcontained triple spectrum infrared flame detector which offers the highest immunity to false alarms for applications in a wide range of industrial and commercial facilities, where the threat of accidental fire involves hydrocarbon fuels such as gasoline, kerosene, diesel fuel, aviation jet fuels like JP-4, JP-5, JP-8, hydraulic fluids, paints and solvents, monomers and polymers like ethylene and polyethylene, natural gas (LNG), town gas and liquefied petroleum gas (LPG), hydrocarbon gases like methane, ethane, propane, butane, acetylene, propylene, etc.



The below items are available on request only. Please check the last price list for lead time information.

Specifications

• Spectral response:	Three IR bands
• Field of View:	100° horizontal, 100° vertical
• Sensitivity range:	20/20MI-1: 10m to 40m; 20/20MI-3 2,5m to 10m
• Power supply:	18-32VDC
• Power consumption:	Max.50 mA in Alarm
• Relays:	Alarm (NO) & fault (NC) volt free contact rated at 2A/30VDC
• Dimensions:	100 mm x 100 mm x 62 mm
• Weight:	1,2Kg
• Relative humidity:	Up to 95%
• Operating temperature range:	-40°C to +70°C
• IP rating:	IP66
• Approved to:	EN54-10

CPD number: 0786-CPD-20916; Vds number: G207073

20/20MI-1-1-F

Triple IR Detector low powered - 10-40m - non ATEX

20/20MI-3-1-F

Triple IR detector low powered - 2,5-10m - non ATEX

Mini 20/20-MPI-R

20/20-MPI-R

Triple IR detector flame detector, relay outputs



The 20/20-MPI-R is a high performance, compact triple IR (IR3) flame detector in a lightweight polycarbonate housing. It retains all the benefits of IR3 technology - long distance detection (up to 43 m) along with the highest immunity to false alarm. The IR3 detector is especially suited to indoor applications, such as airport terminals, train stations, storage areas, public buildings,...



This item is available on request only. Please check the last price list for lead time information.

Specifications

- Spectral response: Three IR bands
- Field of View: 100° horizontal, 90° vertical
- Power supply: 18-32VDC
- Power consumption: Max.25 mA in Alarm
- Relays: Alarm (NO) & fault (NC) volt free contact rated at 2A/30VDC
- Dimensions: 119 mm x 74 mm
- Weight: 300gr
- Humidity: Up to 95%
- Operating temperature range: -40°C to +70°C
- IP rating: IP55
- Approved to: EN54-10

VdS number: 0786-CPR-21344

Flame detectors accessories



The below items are available on request only. Please check the last price list for lead time information.

20/20-005

Swivel mount stainless steel for 20/20-M series

20/20-787

Air shield for mini series

20/20-794079-3

Commissioning tools kit for mini series

Used for change default delay and default sensitivity.

40/40-ADD-ST

Supplement for a stainless steel housing

40/40-ADD-85

Supplement for a calibration to 85°C

40/40-001

Tilt mount for 40/40 flame detectors




The tilt mount is an adjustable mounting bracket to allow the detector to be oriented towards the intended fire detection area to maximise coverage.

For spare parts, please refer to § Spare Parts at the end of this chapter (04. Special Equipment)



40/40-777650

Air shield stainless steel



The air shield enables the connection of a compressed air line to provide an 'air curtain' that helps avoid accumulation of dirt on the detector window thereby reducing maintenance need and frequency in polluted or dirty environments.

40/40-777163

Stainless steel weather cover



The weather protector is designed to protect the detector from rain and snow and direct extreme temperatures from the sun (remember our detectors can operate in ambients up to 85°C without protection).

40/40-777166

Laser pointer

The laser detection area coverage pointer enables designers and installers to assess and optimise, on site, the actual location and area coverage (cone of vision) of our flame detectors.

40/40-789260-2

Pole mount (U-BOLT) - 2"

40/40-789260-1

Pole mount (U-BOLT) - 3"

40/40-777910

Window protector (dust cap) for 40/40 flame detectors

40/40-A0000231

TCC-80 RS-232 to RS-485 convertor

Serial port powered RS-232 to TS-485 convertor with 15 KV ESD Surge.

40/40-794079-5

USB connection kit for PC

Includes USB to RS232 convertor, RS232 to RS485 convertor, cable and software.

40/40-777820

Handheld pocket pc diagnostics kit



Mini PC kit containing all configuration software for 20/20 and 40/40 series flame detectors.

Spare parts

Part number	Description	Spare part for:
02-FL53	Replacement filter for A300 Series 20PPI (Pack of 10)	A300 series aspiration
02-FL56	Replacement filter for A300 Series 45PPI (Pack of 10)	A300 series aspiration
20-LA00015-03	Replacement key to open an A300 housing	A300 series aspiration
BATV-23	Spare battery for FKAC 2100R	FKAC
CR-123	Main lithium battery for wireless devices	Wireless
CR-2032	Back up lithium battery for wireless devices	Wireless
CR-4148	Battery pack for FDKM 2100 R	FDKM
F-A3384-000	Integral filter for FFAST 8100E	FFAST
F-AF-2.0	Aspiration Reducing Film Sheet 2.0mm	Aspirating systems
F-AF-2.5	Aspiration Reducing Film Sheet 2.5mm	Aspirating systems
F-AF-3.0	Aspiration Reducing Film Sheet 3.0mm	Aspirating systems
F-AF-3.6	Aspiration Reducing Film Sheet 3.6mm	Aspirating systems
F-AF-4.0	Aspiration Reducing Film Sheet 4.0mm	Aspirating systems
F-AF-4.6	Aspiration Reducing Film Sheet 4.6mm	Aspirating systems
F-AF-5.0	Aspiration Reducing Film Sheet 5.0mm	Aspirating systems
F-AF-5.6	Aspiration Reducing Film Sheet 5.6mm	Aspirating systems
F-AF-6.0	Aspiration Reducing Film Sheet 6.0mm	Aspirating systems
F-A-LC-A	Language Card Faast 8100e	FFAST
F-BS	Banderole for Suction- Reducing Foil	Aspirating systems
FL-IF-6	FFAST LT integral filters (pack of 6)	FFAST LT
F-LT-EB	Earth bar for FFAST-LT	FFAST LT
F-PC	Pipe cutter, for pipes up to 27mm	Aspirating systems
MSD/B	Dome for MS2/ Blue	MS2
NAS-2 FIL	NAS2 Main internal filter cartridge	NAS aspiration
NAS-2 FIL-INT	NAS-2 Second internal filter cartridge	NAS aspiration
RF-FTX	Replacement filter for HPX-751E	HPX-751E
SAHEP-KEY	Spare key for SAHEP-4N	SAHEP
SAHEP-PCB	Replacement PCB for SAHEP-4N	SAHEP
SAHEP-PLEXI/NOTIFIER	Plexi breakglass for SAHEP-4N (with NOTIFIER logo)	SAHEP
SG-M210	Spare test key for SGCP100	Wireless
VSP-005	Filter cartridge for Vesda	Vesda aspiration
VSP-850-G	External filter for very harsh environment	Aspirating systems
VSP-850-R	Inline filter red for tube 25mm & 3/4"	Aspirating systems
VSP-855-20	Replacement filter element for VSP-850-G (pack of 20)	Aspirating systems
VSP-855-4	Replacement filter element for VSP-850-G (pack of 4)	Aspirating systems






Gas Detection Systems

 **NOTIFIER**[®]
by Honeywell

Notes

A large grid of graph paper, consisting of 20 columns and 30 rows of small squares, intended for taking notes.

Unipoint Controllers



- Small and medium integrated systems
- Custom control cabinets and panels
- Unmanned equipment rooms
- Boiler houses
- HVAC systems
- Analyser houses
- Car parks
- Crane cabs
- Laboratories
- Ultra-clear backlit display
- System status codes
- Built-in audiovisual alarms
- Intuitive menu system
- Simple push button operation
- Remote accept, reset and inhibit inputs



The Unipoint controllers are available on request only. Please check the last price list for lead time information.

The Unipoint is a simple DIN rail mounted controller offering integrators a flexible and low cost solution to incorporate flammable, toxic or oxygen gas detection into their control systems.

Unipoint can be easily installed into any plastic or metal enclosure for use indoor or outdoor and even in potentially explosive atmospheres. With the addition of one of the range of flammable, toxic or oxygen detectors, systems may be configured to monitor gases in a wide range of applications from car parks and boiler houses to analyzer shelters or crane cabs in offshore facilities.

Each controller is supplied with all necessary removable terminals, DIN rail socket and power connector.

Each controller contains a buzzer and 3 (NO-NC) alarm relays and 1 (NO-NC) fault relay. Alarm levels are configurable per controller. Inputs for remote reset and inhibit functionality are available on each controller.

Password protection for configuration menu is possible.



Please note that a specific training is required for the installation of this item.

Specifications

- IP rating: Indoor, IP3x, to BS EN 60529: 1992 (controller to be installed in suitable enclosure)
- Weight: 225g (controller only)
- Operating temperature range: -10°C to +40°C
- Relative humidity: 10 to 90% (non-condensing)
- Operating pressure range: 90-110kPa
- Storage: -25°C to +60°C, 20 to 80%RH (non condensing)

Approvals:

**EMC/RFI EN50270; Electrical Safety EN61010, UL61010b
Performance ATEX measuring function EN60079-29-1; Other CE, TUV**

Z-2306B2000

Unipoint controller mV input version

Compatible with combustible gas detectors.

Z-2306B1000

Unipoint controller mA input version

Compatible with toxic gas detectors (4-20mA).

Z-ZDINPSUX1

DIN rail mounted power supply 24Vdc - 1A

Up to 4 Unipoint controller modules can be connected.



Test and calibrating equipment for gas detectors is included in part 6 of this catalogue.
For spare parts, please refer to § Spare Parts at the end of this chapter (05. Gas detection systems)

Gas Detectors

Signalpoint Range



- Flammable, toxic and oxygen versions available
- IP54 as standard
- Suitable for indoor use
- Surecell™ electrochemical sensors
- Poison resistant catalytic bead
- Fast and reliable
- ATEX hazardous area approval
- Performance to EN50054
- Typical 5 years operational life

The Signalpoint range of flammable, toxic and oxygen gas detectors offer users a low cost solution to their indoor gas monitoring needs. Supplied with an integral pre-wired junction box, the detector can be installed using conduit or cable and glands depending on individual site standards.

Two basic arrangements are provided. Flammable detectors offer mV bridge output for use with dedicated gas control systems (such as Unipoint) and are certified under ATEX for use in potentially explosive atmospheres. Toxic and Oxygen detectors are designed for use in non explosive atmospheres. They are 2 wire 4-20mA loop powered and can be used with PLC or dedicated gas control systems.



The Signalpoint range is available on request only. Please check the last price list for lead time information.

Specifications

• Material:	Sensor Polyphenylene Sulphide (PPS) Integral Junction Box: Impact resistant Nylon.
• IP rating:	IP54 in accordance with EN60529:1992
• Operating humidity range:	Continuous: 20-90% RH (non condensing), Intermittent: 10-99% RH (non condensing)
• Operating pressure:	90-110kPa
• Storage conditions:	0°C to +25°C
• Weight:	Flammable (0-100%LEL): 465g Toxic & Oxygen: 495g
• Certification:	Flammable (0-100%LEL): Ex II 2G EEx e d IIC T4; BAS98ATEX2085X Toxic & Oxygen: Safe area use only
• Standards:	Toxic & Oxygen: MC to BS EN50081 part 1; BS EN50082 part 2; Performance to EN45544

Z-2106B1100

Signalpoint 0-100% LEL comb. detector (mV output)

IP54; ATEX II2G Ex dc IIC T4 (T°amb. = -30°C to +40°C); BAS98ATEX2085X.
Average life time: 5 years.

Signalpoint Toxic

Z-2106B1305

Signalpoint CO 0-100 ppm toxic detector (mA output)

IP54 - Only to be used in safe zones. Average life time is 48 months.

Z-2106B1306

Signalpoint CO 0-200 ppm toxic detector (mA output)

IP54 - Only to be used in safe zones. Average life time is 48 months.

Z-2106B1307

Signalpoint CO 0-500 ppm toxic detector (mA output)

IP54 - Only to be used in safe zones. Average life time is 48 months.

Z-2106B1300

Signalpoint H2S 0-20 ppm toxic detector (mA output)

IP54 - Only to be used in safe zones. Average life time is 48 months.

Z-2106B1301

Signalpoint H2S 0-50 ppm toxic detector (mA output)

IP54 - Only to be used in safe zones. Average life time is 48 months.

Z-2106B1302

Signalpoint H2S 0-100 ppm toxic detector (mA output)

IP54 - Only to be used in safe zones. Average life time is 48 months.

Z-2106B1316

Signalpoint O2 0-25%VOL toxic detector (mA output)

IP54 - Only to be used in safe zones. Average life time is 12 months.

Z-2106B1310

Signalpoint Cl2 0-5 ppm toxic detector (mA output)

IP54 - Only to be used in safe zones. Average life time is 18 months.

Z-2106B1311

Signalpoint Cl2 0-15 ppm toxic detector (mA output)

IP54 - Only to be used in safe zones. Average life time is 18 months.

Z-2106B1313

Signalpoint NH3 0-50 ppm toxic detector (mA output)

IP54 - Only to be used in safe zones. Average life time is 18 months.

Z-2106B1314

Signalpoint NH3 0-1000 ppm toxic detector (mA output)

IP54 - Only to be used in safe zones. Average life time is 18 months.



Sensepoint range



- Flammable, toxic and oxygen versions available
- Suitable for indoor or outdoor use
- IP65 as standard
- Surecel™ electrochemical sensors
- Poison resistant catalytic bead
- Fast and reliable
- Typical 2 to 5 years operational life

The Sensepoint range of flammable, toxic and oxygen gas detectors offer users a low cost solution to their gas monitoring needs, in or out of doors and even in potentially explosive atmospheres. Supplied with a pre-wired junction box, a detector can be installed using conduit or armored cable and glands depending on individual site standards.

Sensepoint flammable and toxic gas detectors are designed for use in potentially explosive atmospheres and allow for hands free, unhindered access, to terminals via the hinged lid of the junction box. Installation should follow national guidelines using suitably approved armored cable and glands or conduit.



The Sensepoint range is available on request only. Please check the last price list for lead time information.

Specifications

- IP rating: IP65 standard, IP66 with weather protection in accordance with EN60529:1992
- Operating temperature: Dependent upon gas type and certification
- Relative humidity: Continuous: 20-90% (non-condensing)
Intermittent: 10-99% (non-condensing)
- Operating pressure: 90-110kPa
- Storage conditions instrument: -40°C to +50°C

EMC to EN540270, Flammable to EN60079-29-1, Toxic to EN445544 (only H2S)

Z-SPSTAXF1

0-100% LEL methane detector (mV output)

IP65; ATEX II2GD EEx d IIC T6 (T°amb.= -55°C to +55°C). Average life time: 5 years.

Z-SPSTAXC2

0-500 ppm carbon monoxide (CO) detector (mA output)

IP65; ATEX II2GD EEx d IIC T4 (T°amb. = -20°C to +65°C). Average life time: 48 months.

Z-SPSTAXO1

0-25% VOL oxygen (O2) detector (mA output)

IP65; ATEX II2GD EEx d IIC T4 (T°amb. = -20°C to +65°C). Average life time: 12 months.

Z-SPSTAXA1

0-50 ppm ammonia (NH3) detector (mA output)

IP65; ATEX II2GD EEx d IIC T4 (T°amb. = -20°C to +65°C). Average life time: 18 months.

Z-SPSTAXA2

0-1000 ppm ammonia (NH3) detector (mA output)

IP65; ATEX II2GD EEx d IIC T4 (T°amb. = -20°C to +65°C). Average life time: 18 months.



Other types of gas detectors are available on demand.

Test and calibrating equipment for gas detectors is included in part 6 of this catalogue.
For spare parts, please refer to § Spare Parts at the end of this chapter (05. Gas detection systems)

Z-02000-A-1635	Weatherproof CAP for Flammable detector
Z-02000-A-1640	Weatherproof CAP for Toxic/Oxygen detector
Z-02000-A-1642	Collecting cone for Flammable detector
Z-00780-A-0160	Right angle mounting bracket for ceiling mounting

Only compatible with Sensepoint series detectors.

Sensepoint XCD range



- Flammable, toxic and oxygen versions available
- Suitable for indoor or outdoor use
- IP65 as standard Proven Sensor Technology
- Surecell™ electrochemical sensors
- Poison resistant catalytic bead
- Fast and reliable
- Typical operational life:
 - 5 years (Catalytic)
 - 2 years (Electrochemical cells)

- Global Certifications
- North American and European
 - Compliant with UL and ATEX standards
 - Includes hazardous area and performance approval

The standard XCD detector is supplied including one of three types of plug-in stainless steel sensor. These sensors simply plug into the socket at the bottom of the transmitter and the transmitter recognizes the sensor type and automatically configures itself accordingly.

The Catalytic sensor is used to detect flammable gases in the range 0-100%LEL. The Infrared (IR) sensors are used for detecting Hydrocarbon gases in the range of 0-100%LEL and 0-100%V/V, as well as Carbon Dioxide (CO₂) in the range 0-2.00%V/V

The Electrochemical Cell (ECC) sensor is used to detect Oxygen and toxic gases; Carbon Monoxide (CO), Hydrogen Sulphide (H₂S) and Hydrogen (H₂).



The Sensepoint XCD range is available on request only. Please check the last price list for Lead time information.

Specifications

- | | |
|----------------------------------|--|
| • Weight: | Stainless Steel SS316: 5 kg
Alu LM25: 2 kg |
| • IP rating: | IP66 as standard in accordance with EN60529:1992 |
| • Relative humidity: | Continuous: 20-90% (non-condensing)
Intermittent: 10-99% (non-condensing) |
| • Operating pressure: | 90-110kPa |
| • Storage conditions instrument: | -25°C to +65°C |
| • Operating temperature: | Depends on gas type and certification |

ATEX: II2 GD Exd IIc GB T6 (Tamb. -40°C to +65°C); II2 GD Exd IIc GB T5 (Tamb. -40°C to +75°C); Ex td IIc T85°C Db IP66 T100°C (Tamb. -40°C to +75°C)

EMC: EN50270:2006; EN6100-6-4: 2007

Sensepoint XCD - Stainless Steel SS316

Z-SPXCDASMFx	SENSEPOINT XCD flammable CAT 0-100% LEL
	ATEX/IECEX & AP approved. (20 to 100%LEL, 10%LEL) with 316SS, M20 entry.
Z-SPXCDASMRx	SP XCD CH ₄ (methane) IR 0-100% LEL
	ATEX/IECEX & AP approved. (20 to 100%LEL, 10%LEL) with 316SS, M20 entry.
Z-SPXCDASMO1	SP XCD oxygen 25.0% /Vol
	ATEX/IECEX & AP approved. With 316SS, M20 entry.

Test and calibrating equipment for gas detectors is included in part 6 of this catalogue.
For spare parts, please refer to § Spare Parts at the end of this chapter (05. Gas detection systems)



Z-SPXCDASMHX**SP XCD hydrogen sulfide 0-50 ppm**

ATEX/IECEX & AP approved. (10.0 to 100.0ppm, 1ppm) with 316SS, M20 entry.

Z-SPXCDASMCX**SP XCD carbon monoxide 0-300 ppm**

ATEX/IECEX & AP approved. (100 to 1000ppm, 100ppm) with 316SS, M20 Entry.

Z-SPXCDASMG1**SP XCD hydrogen 0-1000 ppm**

ATEX/IECEX & AP approved. With 316SS, M20 Entry.

Z-SPXCDASMB1**ATEX/IECEX & AP approved SP XCD carbon dioxide IR 0-2.00 %VO**

ATEX/IECEX & AP approved. With 316SS, M20 Entry.

Sensepoint XCD - Alu LM25**Z-SPXCDALMFX****Sensepoint XCD flammable CAT 0-100% LEL**

ATEX/IECEX & AP approved. (20 to 100%LEL, 10%LEL) with LM25, M20 entry.

Z-SPXCDALMRX**SP XCD CH₄ (methane) IR 0-100% LEL**

ATEX/IECEX & AP approved. (20 to 100%LEL, 10%LEL) with LM25, M20 entry.

Z-SPXCDALMO1**SP XCD oxygen 25.0% / Vol**

ATEX/IECEX & AP approved. With LM25, M20 entry.

Z-SPXCDALMHX**SP XCD hydrogen sulfide 0-50 ppm**

ATEX/IECEX & AP approved. (10.0 to 100.0ppm, 1ppm) with LM25, M20 entry.

Z-SPXCDALMCX**SP XCD carbon monoxide 0-300 ppm**

ATEX/IECEX & AP approved. (100 to 1000ppm, 100ppm) with LM25, M20 Entry.

Z-SPXCDALMG1**SP XCD hydrogen 0-1000 ppm**

ATEX/IECEX & AP approved. With LM25, M20 Entry.

Z-SPXCDALMB1**ATEX/IECEX & AP approved SP XCD carbon dioxide IR 0-2.00%VOL**

ATEX/IECEX & AP approved. With LM25, M20 Entry.

Accessories for Sensepoint XCD



The below items are available on request only. Please check the last price list for lead time information.

Z-S3KCAL**Calibration cup****Z-SPXCDCC****Collecting cone for use with lighter than air gases****Z-SPXCDDMK****Duct mounting kit****Z-SPXCD MTBR****Mounting bracket (inc. bolts, nuts, brackets)****Z-SPXCSDP****Sunshade / Deluge protection****Z-00780-A-0100****ATEX approved junction box (Explosion proof)**

1

2

3

4

5

6

7

MULTISCAN++ S1



- ATEX and SIL 1 certified (EN50402)
- Up to 4 open RS485 (EIA-485) galvanic isolated loops
- Up to 256 inputs (both 4-20 mA or intelligent loop daisy-chained)
- Up to 256 O/C or relay outputs via remote modules and 8 pre-configured relays onboard the control unit.
- Event log accessible from the front display or to be PC downloaded.
- RS232 serial port for PC connection for programming or supervising the system via a specific software
- Parallel port for printer connection.

The MULTISCAN++S1 is a gas detection control unit designed to meet the widest range of flexibility required by the market.

The control panel is based on a powerful microprocessor which provides a wide range of self-diagnostic procedures to detect and locate possible faults.

Extremely flexible and reliable, it can manage up to 64 or 128 or 256 gas detectors (according to the different 4 versions). The detectors can be either of addressable type, directly connected on buses, or 4-20mA analogical types connected via 8-input STG/IN8-S remote modules.

System architecture also includes 8 on-board machine relays and the potential to expand outputs up to 256 using remote STG/OUT16-S modules and 8-relay boards. Up to 4 serial buses can be connected to the unit.

The unit allows for three alarm thresholds to be set for each detector. The alarm threshold activation mode changes according to the type of gas detection profile and connected detector.

The unit is inserted in a plastic box complete with 27 Vdc 4 A power supply.



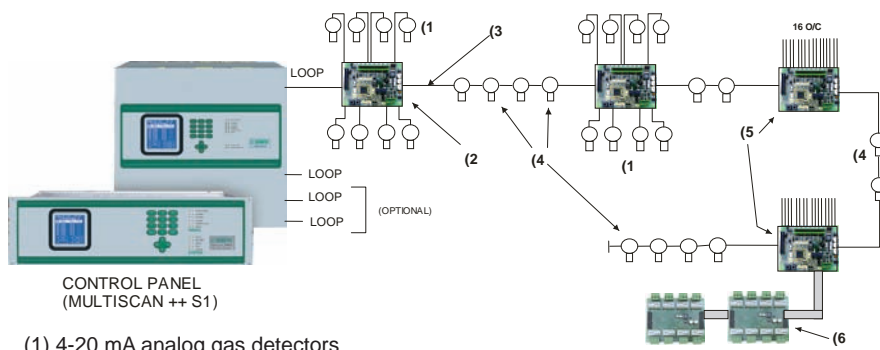
The Multiscan++S1 range is available on request only. Please check the last price list for Lead time information.

Specifications

- Housing: plastic box, IP65 or 19" 6U (HE) rack for 256 version)
- Dimensions (L x H x D): 470 mm x 426 mm x 148 mm
- Inputs: max. 256 RS485 comm. gas detectors bus connected (IDI version) or 4-20mA through STG/IN8.S modules.
- Outputs: 8 relays on the unit + 128 or 256 open collector outputs on STG/OUT16-S modules (optional STG/8REL relay board)
- Serial ports: 4 RS485 ports (2 for 65 version) 1 RS232 for PC connection
- Power consumption: Max 10 VA
- Display: Graphic Liquid Crystal Display (LCD)
- Visual indications LED: Double 9 LED raw
- Operating temperature: 0-55°C
- Storage: -20 / +60 C°
- Relative humidity: 15-85% (non-condensing)
- Storage: 5-85% (non condensing)

Certification: IMG12ATEX002X; C-IS-213297-01

Block diagram for MULTISCAN++ S1



- (1) 4-20 mA analog gas detectors
- (2) Analog 8 input module ST.G/IN8N or S
- (3) 2 Twisted wires for the RS485 bus + 2 wires for the power supply (12-24Vdc)
- (4) Gas detectors with RS485 output
- (5) 16 O/C output module ST.G/OUT16N or S
- (6) 8 relay ST.G/8REL module

Test and calibrating equipment for gas detectors is included in part 6 of this catalogue. For spare parts, please refer to § Spare Parts at the end of this chapter (05. Gas detection systems)

ST.MTS/S1	MULTISCAN++ S1 gas control panel, rack version; 256 gas detectors
	<p>4 x RS485 type open bus lines or 2 closed loops. 256 Analog 4-20 mA gas detectors connected through remote 8-input modules or intelligent gas detectors daisy chained to the RS485 control panel's loops and 8 4-20mA input boards. 8 relay output and up to 256 O/C or relay outputs via remote modules.</p> <p>The panels comes complete with 1 parallel printer port and 1 RS232 serial port for PC connection.</p> <p>Housed on a 19" 3 U rack (24 VDC power supply is required).</p>
ST.MTS/S1-256B	MULTISCAN++ S1 gas control panel, ABS box; 256 gas detectors
	As above but in IP65 ABS box. 230 VAC power supply.
ST.MTS/S1-128B	MULTISCAN++ S1 gas control panel, ABS box; 128 gas detectors
	As above but in IP65 ABS box. 230 VAC power supply.
ST.MTS/S1-64B	MULTISCAN++ S1 gas control panel, ABS box; 64 gas detectors
	As above but in IP65 ABS box. 230 VAC power supply. 2 RS485 type open bus lines or 1 closed loop.
ST.G/IN8-S	8-input remote max 16 modules
	High safety 8-input remote module with improved performance for MULTISCAN++S1. Max 16 modules per line for a total of 256 detectors connectable to the system.
ST.G/OUT16-S	16-output remote 8 modules
	High safety 16-output remote module (Open collector type) with improved performance for MULTISCAN++S1. Max 8 modules per line.
ST.G/8REL	Plug and play relay board
	Plug and play relay board to be connected to STG/OUT16 to provide 8 relay outputs.
ST.G/SER++	Additional Serial board
	Additional Serial board to implement serial lines in Multiscan++S1.
VMB/267V40	Power supply 24 Vdc/4A
	Metal Cabinet with enclosed power supply to house one of the above remote cards. 24 VDC 4A.
ST.G/BOX	IP55 Plastic box
	IP55 Plastic box to house one ST.G/IN8-S or ST.G/OUT16-S card.



Test and calibrating equipment for gas detectors is included in part 6 of this catalogue.
For spare parts, please refer to § Spare Parts at the end of this chapter (05. Gas detection systems)

STPL4+ Gas Control Panel



- Real time reading of flammable, toxic and oxygen contents
- 4-8 input 4-20mA
- 5 relay outputs
- Ideal for small plants
- ATEX and SIL1 certified

The STPL4+ gas control unit represents the best technology for the detection of flammable, toxic or oxigen compounds in small systems.

The STPL4+ has 4 intelligent 4-20mA inputs that can be extended to 8 by using the 4-input expansion board (ST.PL4/ESP), easy to plug in the control unit.

The panel is housed in a IP65 ABS box with a 12vdc 1.5A power supply integrated. Mode status LEDs for alarms and fault warning along with the backlit LCD display provide real time gas concentration reading.

An internal buzzer provides an audible alarm that will activate according to the programmed alarm thresholds.

Alarms are user selectable and for each input it is possible to set the type of detector, its full scale range and the alarm thresholds.

The panel can be easily programmed via the 3 position key-switch for Set, Unset and Program along with the Reset and Acknowledge push buttons.

The panel comes complete with 5 output relays: one for each threshold (AL1, AL2, AL3), 1 for fault (FLT) and 1 auxiliary and freely programmable.

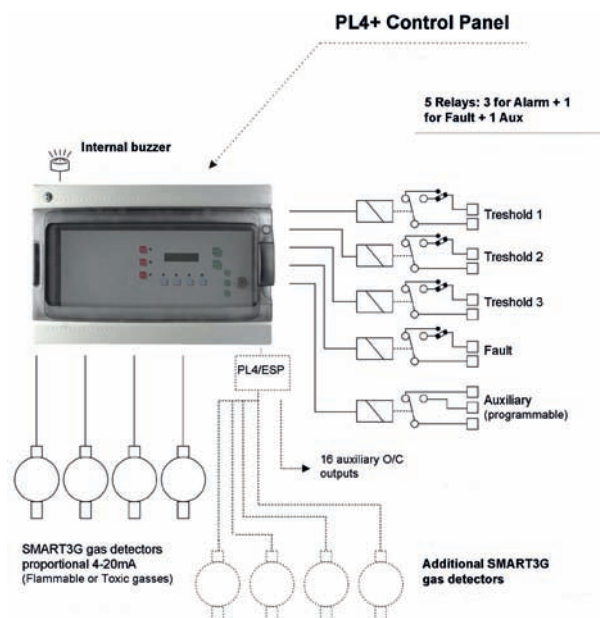
By using the on 4-input expansion board, the panel can benefit of further 16 Open-collector outputs linked to the second and third alarm thresholds (AL2 - AL3) of each detector being connected.

The STPL4+ box can fit a 12Vdc 7Ah back-up battery to ensure the system correct working when the main power supply fails.

Specifications

• Housing:	ABS IP65 rated box
• Dimensions (L x H x D):	486 mm x 288 mm x 148 mm
• Microprocessor:	8 BIT
• Inputs:	4 intelligent inputs 4-20mA expandable to 8 by adding the ST.PL4/ESP board
• Outputs:	5 relays on board the panel. 16 O/C outputs available on the ST.PL4/ESP board
• Display:	Backlit LCD; 16 caracters on 2 rows
• LED indications:	Main power supply; AL1; AL2; AL3; Fault; Battery operated
• Power supply:	230Vac +/- 10%
• Power consumption (@ 12Vdc):	80mA normally; 160mA in alarm; 240mA with ST.PL4/ESP
• Operating temperature:	0°C to +50°C
• Relative humidity:	15-85% (non-condensing)

Block diagram for STPL4+



For spare parts, please refer to § Spare Parts at the end of this chapter (05. Gas detection systems)

STPL4+

Microprocessor based control panel

Gas control panel to manage up to 4 "IDI" gas detectors. Extendable to 8 by using the 4-input expansion board ST.PL4/ESP.

ST.PL4/ESP

4 Channel extension card for STPL4+

Sensitron gas detectors

SMART3 NC Series



Gas detectors series SMART3 NC have been designed to offer cost effective products with Hi-Tech professional features for car parks and non-classified areas. Available only for Methane, LPG, Petrol Vapours, CO, NO₂ and CO₂, these detectors employ a professional catalytic sensor for flammable gas detection, an electrochemical cell for CO and an infrared sensor for the CO₂ detection. The SMART3 NC provide an analog 4-20 mA output signal and can be implemented with additional features to allow the instrument to have an RS485 communication or three-relay outputs. SMART3 NC gas detectors are IP55 rated. Estimated sensor lifetime is 4 years

SMART3 NCPK - For car parks

S1450CO

CARBON MONOXIDE (CO) detector

Range value interface: 0-300 ppm, 4-20 mA.



The below SMART3 NCPK gas detectors are available on request only. Please check the last price list for lead time information.

S1455VB

PETROL VAPOURS detector (Old partnumber: S2396VB)

Range value interface: 4-20mA.

S1451ND

NO₂ detector

Range value interface: 4-20mA.

SMART3 NC - Flammable gas detectors for non classified areas

S1455ME

METHANE detector (Old partnumber: S2396ME)

0-100% LEL. Range value interface: 4-20mA.

S1455GP

LPG detector (Old partnumber: S2396GP)

0-100% LEL. Range value interface: 4-20mA.

Test and calibrating equipment for gas detectors is included in part 6 of this catalogue. For spare parts, please refer to § Spare Parts at the end of this chapter (05. Gas detection systems)



S2401CO2

CARBON DIOXIDE (CO2) detector

Range value interface: 0-5000 ppm, 4-20 mA.



Item available on request only. Please check the last price list for lead time information.

SMART3G-D2

Designed to meet with tough industrial requirements, the SMART3G-D2 allows monitoring toxic and flammable contents in harsh environments and classified areas. They offer a 4-digit back-lit display and 5 status mode LED for the gas concentration reading.

Ideal in harsh environments, the SMART3G-D2 feature non intrusive calibration for an accurate and easy adjustment via Hall-effect switches, without opening the instrument and declassifying the area.

They can reliably monitor flammable compounds (%LEL), toxic compounds in ppm, Oxygen and CO2 contents in % by Vol.

SMART3G-D2 features:

- Non-intrusive one man calibration via Hall effect switches
- 4-digit display and 5 mode status LEDs
- Standard 4-20 mA 3 wires output
- Optional 3 relays output
- Optional RS485 interface for Modbus communication to make the detectors communicate to MULTISCAN++ and SENTOX IDI+ control panels.
- Zero tracking to maintain the zero point steady from possible drifts
- Ongoing system self diagnosis
- ATEX II2G (GD with optional adapter) and SIL 1 certified (EN50402)
- Wide range of sensors and detectable gases
- Wide range of accessories for installation and maintenance
- Easy sensor replacement

SMART3G-D2 Flammable Gas (with Catalytic sensor)

The below items are available on request only. Please check the last price list for lead time information.



Range value interface: 4-20 mA, 0-100%LEL.

S2157ME

METHANE detector

S2157GP

LPG detector

S2157PR

PROPANE detector

S2157BU

BUTANE detector

S2157VB

PETROL VAPOURS detector

SMART3G-D2 IRL - Flammable Gas (with infrared sensor)



The below items are available on request only. Please check the last price list for lead time information.



Range value interface: 4-20 mA, 0-100%LEL.

S2626ME METHANE detector

S2602PR PROPANE detector

S2602BU BUTANE detector

SMART3G-C2 - Gas detectors for Zone 1 Category 2 areas



Designed to meet with tough industrial requirements, the SMART3G-C2 allows monitoring toxic and flammable contents in industrial environments and classified areas.

The SMART3G-C2 detectors can reliably monitor flammable compounds (%LEL), toxic compounds in ppm, Oxygen and CO2 contents in % by vol.

SMART3G-C2 features:

- Standard 4-20 mA 3 wires output
- Optional 3 relay output
- Optional RS485 interface for Modbus communication to make the detectors communicate to MULTISCAN++ and SENTOX IDI+ control panels.
- Zero tracking to maintain the zero point steady from possible drifts
- Ongoing system self diagnosis
- ATEX II2G (GD with optional adapter) and SIL 1 certified (EN50402)
- Wide range of sensors and detectable gases
- Wide range of accessories for installation and maintenance
- Easy sensor replacement



The below items are available on request only. Please check the last price list for lead time information.



Range value interface: 4-20 mA, 0-100%LEL.

S2097ME METHANE detector

S2097GP LPG detector

S2097BU BUTANE detector

S2097PR PROPANE detector

S2097VB PETROL VAPOURS detector



Test and calibrating equipment for gas detectors is included in part 6 of this catalogue. For spare parts, please refer to § Spare Parts at the end of this chapter (05. Gas detection systems)

SMART3G-C2 IR - Flammable Gas (with infrared sensor)



The below items are available on request only. Please check the last price list for lead time information.



Range value interface: 4-20 mA, 0-100%LEL.

S2624ME **METHANE detector**

S2654PR **PROPANE detector**

S2654BU **BUTANE detector**

SMART3G-C2 - Toxic Gases (with Electrochemical cell)



The below items are available on request only. Please check the last price list for lead time information.

S2641O2 **OXYGEN (O2) detector**

Range value interface: 0-25% Vol., 4-20mA

S2131CO **CARBON MONOXIDE (CO) detector**

Range value interface: 0-500 ppm, 4-20mA

S2133AM **AMMONIA (NH3) detector**

Range value interface: 0-200 ppm, 4-20mA

S2135AM **AMMONIA (NH3) detector**

Range value interface: 0-1000 ppm, 4-20mA

S2137HS **HYDROGEN SULPHIDE (H2S) detector**

Range value interface: 0-50 ppm, 4-20mA

S2145NO **NITRIC OXIDE (NO) detector**

Range value interface: 0-100 ppm, 4-20mA

SMART3G-D3 - Gas detectors with display, for zone 2 category 3 areas



Designed to meet with industrial requirements, the SMART3G-D3 allow monitoring toxic and flammable contents in areas classified as zone 3.

They offer a 4-digits back-lit display and 5 mode status LEDs for the gas concentration reading and feature non intrusive calibration for an accurate and easy adjustment via Hall-effect switches, without opening the instrument and declassifying the area. The SMART3G-D3 detectors can reliably monitor flammable compounds (%LEL), toxic compounds in ppm, Oxygen and CO2 in % by vol.

SMART3G-D3 features:

- Non-intrusive one man calibration via Hall effect switches
- 4-digit display and 5 mode status LEDs
- Standard 4-20 mA 3 wires output
- Optional 3 relays output
- Optional RS485 interface for Modbus communication to make the detectors communicate to MULTISCAN++ and SENTOX IDI+ control panels.
- Zero tracking to maintain the zero point steady from possible drifts
- Ongoing system self diagnosis
- ATEX II3G (GD with optional adapter) and SIL 1 certified (EN50402)
- Wide range of sensors and detectable gases
- Wide range of accessories for installation and maintenance
- Easy sensor replacement



The below items are available on request only. Please check the last price list for lead time information.



Range value interface: 4-20 mA, 0-100%LEL.

S2156ME METHANE detector

S2156GP LPG detector

S2156PR PROPANE detector

S2156BU BUTANE detector

S2156VB PETROL VAPOURS detector

SMART3G-D3 IR - Flammable Gas (with Infrared sensor)



The below items are available on request only. Please check the last price list for lead time information.



Range value interface: 4-20 mA, 0-100%LEL.

S2625ME METHANE detector

S2601PR PROPANE detector

S2601BU BUTANE detector

Test and calibrating equipment for gas detectors is included in part 6 of this catalogue. For spare parts, please refer to § Spare Parts at the end of this chapter (05. Gas detection systems)



SMART3G-D3 - Toxic Gas (with Electrochemical cell)



The below items are available on request only. Please check the last price list for lead time information.

S264202

OXYGEN (O2) detector

Range value interface: 0-25% Vol., 4-20 mA.

S2162CO

CARBON MONOXIDE (CO) detector

Range value interface: 0-500 ppm, 4-20 mA.

SMART3G-C3 - Gas detectors for zone 2, category 3 areas



Designed to meet with light industrial requirements, the SMART3 GC-2 gas detectors allow monitoring toxic and flammable contents in areas classified as zone 3. The SMART3 GC-3 can reliably monitor flammable compounds (%LEL), toxic compounds in ppm, Oxygen and CO2 contents in % by vol.

SMART3 GC-3 features:

- Standard 4-20 mA 3 wires output
- Optional 3 relays output
- Optional RS485 interface for Modbus communication to make the detectors communicate to MULTISCAN++ and SENTOX IDI+ control panels.
- Ongoing system self diagnostic
- ATEX II3G (GD with optional adapter) and SIL 1 certified (EN50402)
- Wide range of sensors and detectable gases
- Wide range of accessories for installation and maintenance
- Easy sensor replacement



The below items are available on request only. Please check the last price list for lead time information.



Range value interface: 4-20 mA, 0-100%LEL.

S2096ME

METHANE detector

S2096GP

LPG detector

S2096PR

PROPANE detector

S2096BU

BUTANE detector

S2096VB

PETROL VAPOURS detector

Test and calibrating equipment for gas detectors is included in part 6 of this catalogue.
For spare parts, please refer to § Spare Parts at the end of this chapter (05. Gas detection systems)

SMART3G-C3 IR - Flammable gases (with Infrared sensor)



The below items are available on request only. Please check the last price list for lead time information.



Range value interface: 4-20 mA, 0-100%LEL.

S2623ME **METHANE detector**

S2653PR **PROPANE detector**

S2653BU **BUTANE detector**

SMART3G-C3 - Toxic gases (with Electrochemical cell)



The below items are available on request only. Please check the last price list for lead time information.

S264002 **OXYGEN (O2) detector**

Range value interface: 0-25% Vol., 4-20 mA.

S2130CO **CARBON MONOXIDE (CO) detector**

Range value interface: 0-500 ppm, 4-20 mA.

Gas detector accessories

ST.S/IDI **Plug-in RS485 interface**

Plug-in RS485 interface, to make SMART3 series gas detectors communicate with SENTOX IDI+ and MULTISCAN++ control panels.

ST.S/CKD **Handheld calibration keypad**

Handheld calibration keypad to be connected to the detector to adjust the Zero, Span and 4-20mA values.

ST.S3REL **3-Relay card with short flat cable**

3-Relay card for SMART3GC series gas detectors. Relay at 12÷24V. Includes short flatcable.



Test and calibrating equipment for gas detectors is included in part 6 of this catalogue.
For spare parts, please refer to § Spare Parts at the end of this chapter (05. Gas detection systems)



The below items are available on request only. Please check the last price list for lead time information.

STGD/AD3

Adapter for type 3 sensor heads

Adapter for type 3 sensor heads to upgrade the protection from G to GD.

STGD/AD2

Adapter for type 2 sensor heads

Adapter for type 2 sensor heads to upgrade the protection from G to GD.

	Detector type				
	GD2	GD3	GG1	GC2	GC3
STS/CSW	X	X	X	X	X
ST.S/IDI	X	X	X	X	X
ST.S/CKD	--	--	X	X	X
ST.S3REL	--	--	X	X	X

ZM/TEST/2

Water protection/test adapter for sensor head type 2

Permanent water protection/test adapter suitable for sensor head type 2 (like S2096 and S2097).

ZM/TEST/3

Water protection/test adapter for sensor head type 3

Permanent water protection/test adapter suitable for sensor head type 3.

SL517

Stainless steel collector for sensor head type 3

Stainless steel collector and weather protection cone for Explosion proof gas detector (suitable for sensor head type 3).

SL523

Stainless steel collector for sensor head type 2

Stainless steel collector and weather protection cone for Explosion proof gas detector suitable for sensor head type 2 (like S2096 and S2097).

SL647

Stainless steel weather protection roof, wall mount type


Test and calibrating equipment for gas detectors is included in part 6 of this catalogue.
For spare parts, please refer to § Spare Parts at the end of this chapter (05. Gas detection systems)

Spare parts

Part number	Description	Spare part for:
UGP100-45K	Main board for G100-4	G100
UGP100-85K	Main board for G100-8	G100
Z-2106B1130	Signalpoint 0-100% LEL flam. replacement lid	Signalpoint
Z-2106B1545	Signalpoint O2 electrochemical cell	Signalpoint
Z-2106B1548	Signalpoint CO electrochemical cell	Signalpoint
Z-2106B1549	Signalpoint H2S electrochemical cell	Signalpoint
Z-2106B1596	Signalpoint 0-50PPM NH3 electrochemical cell	Signalpoint
Z-2306B3010	Unipoint terminal block (2x)	Unipoint
Z-2306B3020	Unipoint DIN rail socket	Unipoint
Z-2306B3030	Unipoint power connector	Unipoint
Z-SPPMITS	Touchpoint TP1 or TP4 terminal screw and 'U' clamp (bag of 20)	Touchpoint
Z-SPSTAXO1SS	Sensepoint O2 electrochemical cell	Sensepoint
Z-SPSTAXA1SS	Sensepoint NH3 0-50PPM electrochemical cell	Sensepoint
Z-SPSTAXA2SS	Sensepoint NH3 0-1000PPM electrochemical cell	Sensepoint
Z-SPSTAXC2SS	Sensepoint CO electrochemical cell	Sensepoint
Z-SPSTAXF1SS	Sensepoint 0-100% LEL flam. replacement lid	Sensepoint
Z-TP1IDC	Touchpoint TP1 IDC lead (display to input module)	Touchpoint
Z-TP1MADM	Touchpoint TP1 replacement mA display module	Touchpoint
Z-TP1MAIM	Touchpoint TP1 replacement mA input module	Touchpoint
Z-TP1MVDM	Touchpoint TP1 replacement mV display module	Touchpoint
Z-TP1MVIM	Touchpoint TP1 replacement mV input module	Touchpoint
Z-TP1WMB	TP1 wall mounting bracket	Touchpoint
Z-TP4CMDM	Touchpoint TP4 replacement display module for common module	Touchpoint
Z-TP4CMIM	Touchpoint TP4 replacement input module for common module	Touchpoint
Z-TP4IDC	Touchpoint TP4 IDC lead (display to input module)	Touchpoint
Z-TP4INT	Touchpoint TP4 interconnect cable (input module to input module)	Touchpoint
Z-TP4MADM	Touchpoint TP4 replacement mA display module	Touchpoint
Z-TP4MAIM	Touchpoint TP4 replacement mA input module	Touchpoint
Z-TP4MVDM	Touchpoint TP4 replacement mV display module	Touchpoint
Z-TP4MVIM	Touchpoint TP4 replacement mV input module	Touchpoint
Z-TP4WMB	Touchpoint TP4 wall mounting bracket	Touchpoint



Notes

A large grid of graph paper, consisting of 20 columns and 30 rows of small squares, intended for taking notes.




Accessories

 **NOTIFIER**[®]
by Honeywell

Accessories

Notes

A large grid of graph paper, consisting of 20 columns and 30 rows of small squares, intended for taking notes.

Power Supplies

HLSPS25

Power supply unit 24VDC - 3A (2 x 1,1A)



Earth monitoring and fault relay input to disable the battery charger when the fire panel is in alarm (providing 300mA extra current).

Specifications

- Weight: 5.5kg
- Dimensions (W x H x D): 377 mm x 408 mm x 92 mm
- For battery type: 2 x 7.2Ah/12V

CPR certified (1134-CPR-085)

HLSPS50

Power supply unit 24 VDC - 5A (2 x 2,2A)



Earth monitoring and fault relay input to disable the battery charger when the fire panel is in alarm (providing 600mA extra current).

Specifications

- Weight: 5.7kg
- Dimensions (W x H x D): 377 mm x 408 mm x 92 mm
- For battery type: 2 x 17Ah/12V

CPR certified (1134-CPR-085)



The below items are available on request only. Please check the last price list for lead time information.

BB-24

Battery back-box (for 2 24Ah batteries)

BF362-1

PSU24V-1,5A with charger



Power supply with battery charger for batteries up to 17Ah. Housing inclusive power supply with space for 2 x 12V / 17Ah batteries.

Specifications

- Input voltage: 230 V AC - 50/60 Hz
- Output voltage: 24 VDC - 1,5 A
- Operating temperature: 5°C to +40°C
- Dimensions (W x H x D): 404 mm x 404 mm x 110 mm
- Weight: approx. 5 kg
- For battery type: 2 x 17Ah/12V

CPD number: 0786-CPD-20891; VDS number: G 209196

BF362-5

PSU24V-5A with charger



Power supply with battery charger for batteries up to 17Ah. Housing inclusive power supply with space for 2 x 12V / 17Ah batteries.

Specifications

- Output voltage: 24 VDC – 5A
- Operating temperature: 5°C to +40°C
- Dimensions (W x H x D): 404 mm x 404 mm x 110 mm
- Weight: approx. 5 kg
- For battery type: 2 x 17A/12V

CPD number: 0786-CPD-20892; VDS number: G 209197

AES Series

The AES series is designed to supply electrical power for fire detection systems approved to EN54-4/A8. The AES series is protected against lightning strikes and short circuits.

A dynamic regulation stabilizes the output voltage and keeps it within the preset tolerance range.

Elaborate filters eliminate all interferences and reduce the residual ripple from the 230 VAC mains. The status of the power device is locally displayed by leds and remotely by means of dry contacts.

To preserve the capacity of batteries, their discharge is limited in conjunction with automatic disconnection of the user circuit.

These units are both CPD and VDS approved.

NF Approved EN54-4/A8



The indicated power includes the battery charger consumption. Therefore, the total available power is 5% less (Exc. AES 28V 8A C85 SB).

C24 Box

AES 24V 3A C24 SB G

Power supply unit 24V - 3A



Specifications

- Dimensions (W x H x D): 322 mm x 248 mm x 126 mm
- Can hold up to 2 batteries: 12Ah / 12V

CPR number: 0333-CPR-075230; VDS number: G209209

C38 Box

AES 24V 3A C38 SB G

Power supply unit 24V - 3A



Specifications

- Dimensions (W x H x D): 289 mm x 350 mm x 189 mm
- Can hold up to 2 batteries: 24Ah / 12V

CPR number: 0333-CPR-075373; VDS number: G209209

AES 24V 4A C38 SB G

Power supply unit 24V - 4A

CPR number: 0333-CPR-075189; VDS number: G209026

AES 24V 6A C38 SB G

Power supply unit 24V - 6A

CPR number: 0333-CPR-075180; VDS number: G209036

C85 Box

AES 24V 8A C85 SB G

Power supply unit 24V - 8A



Specifications

- Dimensions (W x H x D): 408 mm x 408 mm x 224 mm
- Can hold up to 2 batteries: 38Ah / 12V

CPR number: 0333-CPR-075220; VDS number: G210080



Batteries

VABO batteries

RB012AHB

1,2 Ah / 12V sealed lead acid battery



Specifications

- Dimensions (W x H x D): 97 mm x 48 mm x 54 mm
- Weight: 570g

VDS number: G111062

RB022AHB

2,2 Ah / 12V sealed lead acid battery



Specifications

- Dimensions (W x H x D): 178 mm x 34 mm x 60 mm
- Weight: 1.05kg

VDS number: G111063

RB040AHB

4.5 Ah / 12V sealed lead acid battery



Item available on request only. Please check the last price list for Lead time information.

Specifications

- Dimensions (W x H x D): 90 mm x 70 mm x 102 mm
- Weight: 1.7kg

RB070AHB

7.2 Ah / 12V sealed lead acid battery



Specifications

- Dimensions (W x H x D): 151 mm x 65 mm x 94 mm
- Weight: 2.650kg

VDS number: G114067

RB120AHB

12 Ah / 12V sealed lead acid battery



Specifications

- Dimensions (W x H x D): 151 mm x 98 mm x 98 mm
- Weight: 3.8kg

VDS number: G114068

RB180AHB

18 Ah / 12V sealed lead acid battery



Specifications

- Dimensions (W x H x D): 181 mm x 76 mm x 167 mm
- Weight: 6.3kg

VDS number: G114069

RB260AHB

26 Ah / 12V sealed lead acid battery



Specifications

- Dimensions (W x H x D): 166 mm x 175 mm x 125 mm
- Weight: 9.3kg

VDS number: G111066

RB450AHB

45 Ah / 12V sealed lead acid battery



Specifications

- Dimensions (W x H x D): 198 mm x 166 mm x 171 mm
- Weight: 14.5kg

VDS number: G111067

RB650AHB

65 Ah / 12V sealed lead acid battery



Specifications

- Dimensions (W x H x D): 350 mm x 166 mm x 174 mm
- Weight: 22.5kg

VDS number: G111104



YUASA batteries

NP2.3-12

2,3Ah / 12V valve regulated lead acid battery



Specifications

- Dimensions (L x W x H): 178 mm x 34 mm x 64 mm
- Weight: 0.95kg
- Nominal voltage: 12V
- 20-hr rate Capacity to 1.75VPC at 20°C: 2.3 Ah
- 10-hr rate Capacity to 1.75VPC at 20°C: 2.1 Ah

VDS number: G101139

NP7-12

7Ah / 12V valve regulated lead acid battery



Specifications

- Dimensions (L x W x H): 151 mm x 65 mm x 97.5 mm
- Weight: 2.65kg
- Nominal voltage: 12V
- 20-hr rate Capacity to 1.75VPC at 20°C: 7Ah
- 10-hr rate Capacity to 1.75VPC at 20°C: 6.4 Ah

VDS number: G189099

NP12-6

12Ah / 6V valve regulated lead acid battery



Item available on request only. Please check the last price list for lead time information.

Specifications

- Dimensions (L x W x H): 151 mm x 50 mm x 97.5 mm
- Weight: 2.05kg
- Nominal voltage: 6V
- 20-hr rate Capacity to 1.75VPC at 20°C: 12 Ah
- 10-hr rate Capacity to 1.75VPC at 20°C: 11.1 Ah

VDS number: G194006

NP12-12

12Ah / 12V valve regulated lead acid battery



Specifications

- Dimensions (L x W x H): 151 mm x 98 mm x 97.5 mm
- Weight: 4.05kg
- Nominal voltage: 12V
- 20-hr rate Capacity to 1.75VPC at 20°C: 12 Ah
- 10-hr rate Capacity to 1.75VPC at 20°C: 11.1 Ah

VDS number: G189170

NP17-12

17Ah / 12V valve regulated lead acid battery



Specifications

- Dimensions (L x W x H): 181 mm x 76 mm x 167 mm
- Weight: 6.1kg
- Nominal voltage: 12V
- 20-hr rate Capacity to 1.75VPC at 20°C: 17 Ah
- 10-hr rate Capacity to 1.75VPC at 20°C: 15.7 Ah

VDS number: G197022

NP24-12

24Ah / 12V valve regulated lead acid battery



Specifications

- Dimensions (L x W x H): 166 mm x 175 mm x 125 mm
- Weight: 9kg
- Nominal voltage: 12V
- 20-hr rate Capacity to 1.75VPC at 20°C: 24 Ah
- 10-hr rate Capacity to 1.75VPC at 20°C: 22.3 Ah

VDS number: G182026

NP38-12

38Ah / 12V valve regulated lead acid battery



Specifications

- Dimensions (L x W x H): 197 mm x 165 mm x 170 mm
- Weight: 14.2kg
- Nominal voltage: 12V
- 20-hr rate Capacity to 1.75VPC at 20°C: 38 Ah
- 10-hr rate Capacity to 1.75VPC at 20°C: 35.3 Ah

VDS number: G182024

NP65-12

65Ah / 12V valve regulated lead acid battery



Item available on request only. Please check the last price list for lead time information.

Specifications

- Dimensions (L x W x H): 350 mm x 166 mm x 174 mm
- Weight: 23kg
- Nominal voltage: 12V
- 20-hr rate Capacity to 1.75VPC at 20°C: 65 Ah
- 10-hr rate Capacity to 1.75VPC at 20°C: 60.5 Ah

VDS number: G183008



NEW

Electro Magnetic Door Holders



Honeywell's range of door holders provide attractive aesthetics and high performance for buildings requiring an automatic door release function in the event of a fire emergency.

Door Retainer Magnets are used as hold open devices for fire protection exclusions (fire protection swing doors, rolling gates, fire shutters with self-locking devices). The fire door is normally held in the open state to allow easy passage and access through busy corridors etc. Controlled by a fire detection or smoke protection control unit, the door retainer releases the door when the power is cut and the over-door closer quickly closes the fire door automatically to prevent the spread of fire and smoke throughout the building. Integrated into the design is a spring loaded antiremanence pin which ensures zero residual holding force when the magnet is de-energized, thus enabling faster closing of the fire door. Door holders are fitted with an integral manual release button, allowing the door to be closed without operating the fire alarm.

All the electromagnets are designed to comply with the latest requirements of EN1155 and DIN EN14637.

- Low profile design
- Easy cable entry & exit
- Electronic connection via a terminal clamp
- Door retainers have an integrate release button
- Door retainer can be mounted to the wall, to the floor or to the ceiling behind the door. Due to the large product range almost any requirement profile can be met
- The counterpart is the armature (keeper plate) which is mounted on the door
- Door retainer magnets are delivered with a suitable keeper plate
- Electrical Protection IP54
- Anti-remanence pin
- Integrated reverse polarity and spark suppression diode
- Plastic parts consist of Bayblend material with 30% PA6 glass fiber

960120

Wall mounted 24Vdc Door Holder - 400N



Includes keeper plate (960110).

Specifications

• Current consumption:	0.067A
• Power:	1.6W
• Holding force:	400N
• Weight:	Approx. 600g
• IP rating:	IP54
• Dimensions:	110 x 85 x 38 mm
• Approvals	EN155, CPR, EN14637

960119

Wall mounted 24Vdc Door Holder - 850N



Includes keeper plate (960114).

Specifications

- Current consumption: 0.092A
- Power: 2.2W
- Holding force: 850N
- Weight: Approx. 1000g
- IP rating: IP54
- Dimensions: 110 x 85 x 38 mm
- Approvals: EN155, CPR, EN14637

960121

Wall/floor mounted 24Vdc Door Holder - 400N



Includes keeper plate (960110).
Swivel head 15-17.5 cm

Specifications

- Current consumption: 0.067A
- Power: 1.6W
- Holding force: 400N
- Weight: Approx. 800g
- IP rating: IP54
- Dimensions: 90 x 80 x 150 mm (floor mounted)
90 x 80 x 175 mm (wall mounted)
- Approvals: EN155, CPR, EN14637, CNPP

960122

Wall/floor mounted 24Vdc Door Holder - 400N



Includes keeper plate (960110).
Swivel head 30-32.5 cm

Specifications

- Current consumption: 0.067A
- Power: 1.6W
- Holding force: 400N
- Weight: Approx. 1000g
- IP rating: IP54
- Dimensions: 90 x 80 x 300 mm (floor mounted)
90 x 80 x 325 mm (wall mounted)
- Approvals: EN155, CPR, EN14637, CNPP



960124

Wall mounted 24Vdc Door Holder - 400N



Includes keeper plate (960110).

Specifications

- Current consumption: 0.067A
- Power: 1.6W
- Holding force: 400N
- Weight: Approx. 500g
- IP rating: IP54
- Dimensions: 55 x 55 x 33 mm
- Approvals: EN155, CPR, EN14637

960126

Wall mounted 24Vdc Door Holder - 1372N



Keeper plate not included! Order keeper plate (960115) separately.

Specifications

- Current consumption: 0.063A
- Power: 1.5W
- Holding force: 490N
- Weight: Approx. 1000g
- IP rating: IP54
- Dimensions: 75 x 116 x 43 mm
- Approvals: EN155, CPR, EN14637

Accessories

960127

Wall mounted bracket - 15 cm



Specifications

- Weight: Approx. 650g
- Dimensions: 100 x 140 x 150 mm

960128

Wall mounted bracket - 30 cm



Specifications

- Weight: Approx. 1000g
- Dimensions: 100 x 140 x 300 mm

960115

Keeper plate - 75mm diameter for 960126



Specifications

- Plate diameter: 75mm
- Weight: Approx. 450g
- Dimensions: 75 x 75 x 56 mm

For spare parts, please refer to § Spare Parts at the end of this chapter (06. Accessories).

Fire Resistant Cables

Halogen free sheathed & shielded cable



Polyester/aluminium shield and 0,5mm² tinned copper drain.
Recommended for NOTIFIER intelligent loop installation.
Flame non spreader, halogen free, low level of smoke emission and aggressively.



Reels of 500 meters.

2x1,5-LH-500

Twisted-shielded cable 2 wires 1,5mm²

2x2,5-LH-500

Twisted-shielded cable 2 wires 2,5mm²



Item available on request only. Please check the last price list for lead time information.

Halogen free sheathed & shielded fire resistant cable



Reels of 500 meters.

2x1,5-LHR-500

Twisted-shielded cable 2 wires 1,5mm² fire resistant

2x2,5-LHR-500

Twisted-shielded cable 2 wires 2,5mm² fire resistant



Item available on request only. Please check the last price list for lead time information.

Special communication cable



The below items are available on request only. Please check the last price list for lead time information.

CSR485-100

Twisted-shielded cable 2 wires 1mm² - 100m



Reel of 100 meters.

CSR485-500

Twisted-shielded cable 2 wires 1mm² - 500m



Reel of 100 meters.



Fire Brigade Repeater Panels



These panels are only compatible with the NF30/50 & NF3000 Panels.

Luxembourg



The below items are available on request only. Please check the last price list for lead time information.

FBF2100

DIN fire brigade repeater panel



Specifications

- Consumption: 5-20mA @24 VDC
- Dimensions (W x H x D): 255 mm x 185 mm x 58 mm
- Key slot: No

VSD number: G299034

TSZ 0400

Door control unit with switched mode PSU



Specifications

- Weight: 700g
- Dimensions (W x H x D): 190 mm x 183 mm x 65 mm
- Power consumption: 24 VDC

AD2W

FSK adapter



Specifications

- Consumption: 8mA @24 VDC
- Dimensions (W x H x D): 148 mm x 178 mm x 40 mm

VdS number: G194010

FSD 2003

Firemen's key safe steel box without lock



Specifications

- Consumption: 110mA @24 VDC
- Dimensions (W x H x D): 190 mm x 170 mm x 160 mm

VdS number: G103133

For spare parts, please refer to § Spare Parts at the end of this chapter (06. Accessories).


Switzerland



Item available on request only. Please check the last price list for lead time information.

FBF-CH

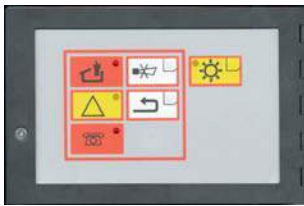
Fire brigade repeater panel - complies with VKF specification



Without key slot.

FBF-CH/CAB

Surface mounting box for FBF-CH



Specifications

- Dimensions (W x H x D): 255 mm x 165 mm x 55 mm

FBF-MULTI/INT

Interface multi FBF

Up to 4 FBF-CH can be connected.

Surge Protection Modules



All modules are modular and easy to fit on standard DIN rails. These kind of modules can avoid big damage to the fire panel and auxiliary equipment in case of a lightning strike.

ZB24544

Surge protection module for 24V loop (use 1 loop, 2 channels)

ZB24518

Surge protection module for RS485 interface

ZB24578

Surge protection module for sounder output



Item available on request only. Please check the last price list for lead time information.





The below items are available on request only. Please check the last price list for lead time information.

MA05/D/2 Surge protection module 220V - up to 5A

MA10/D/2 Surge protection module 220V - up to 10A

MA15/D/2/SI Surge protection module 220V - up to 15A

Manual Call Point Accessories



The below items are available on request only. Please check the last price list for lead time information.

SC083 Breakable cover seal for MCP (50 pcs)




Sold per pack of 50 pieces.

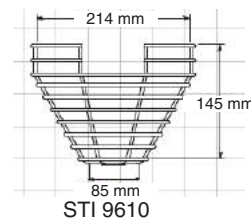
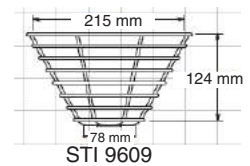
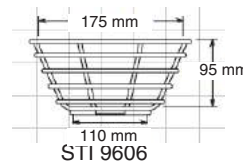
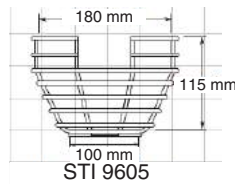
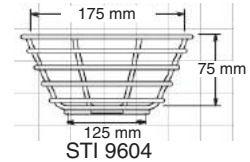
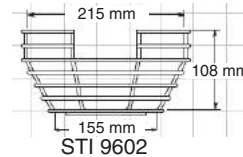
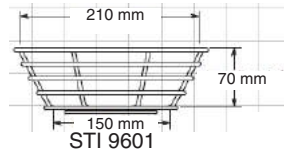
SC081 Nylon cable gland for IP55 AND IP67 call point (Pack of 20)

Protective Accessories

Steel protective covers for detectors



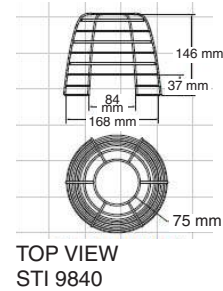
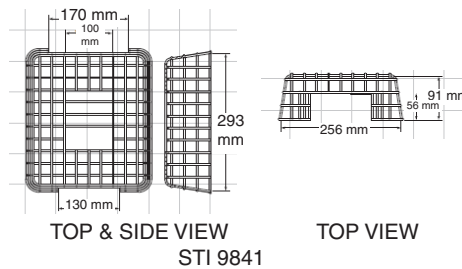
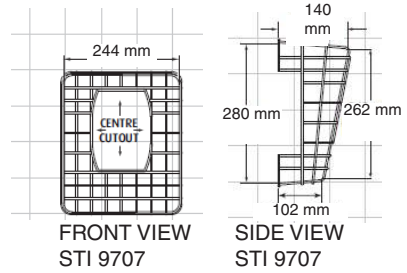
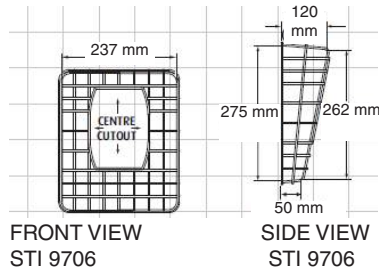
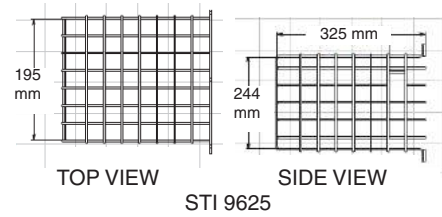
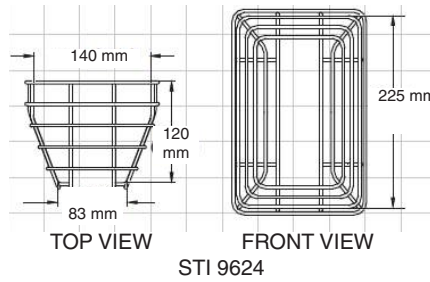
Steel web stoppers are for areas where abuse to smoke detectors, emergency lighting and so on, is severe. Constructed from plastic coated galvanised steel rod the cages can cope with the severest of abuse from vandalism or accidental damage. Installation and service is very easy with models for flush and surface mounting.



STI 9601	Low profile, flush mounting 70 (h) x 210 (Ø) mm
STI 9602	Low profile, surface mounting 108 (h) x 215 (Ø) mm
STI 9604	Low profile, flush mounting 75 (h) x 175 (Ø) mm
STI 9605	Low profile, surface mounting 115 (h) x 180 (Ø) mm
STI 9606	Low profile, flush mounting 95 (h) x 175 (Ø) mm
STI 9609	High profile, flush mounting 124 (h) x 215 (Ø) mm
STI 9610	High profile, surface mounting 145 (h) x 214 (Ø) mm



Protective covers for beam detectors



The below items are available on request only. Please check the last price list for lead time information.

STI 9624

Detector guard 225 (h) x 140 (w) x 120 (d) mm

This guard is, for instance compatible with FireRay 50/100 beam detectors.

STI 9625

Beam detector guard 244 (h) x 195 (w) x 325 (d) mm

STI 9706

Beam detector guard 275 (h) x 237 (w) x 120 (d) mm

This guard is, for instance compatible with 6500, LPB-700 and NFXI-BEAM beam detectors.

STI 9707

Surface mount beam detector guard 280 (h) x 244 (w) x 140 (d) mm

This guard is, for instance compatible with 6500, LPB-700 and NFXI-BEAM beam detectors in surface mount.

STI 9841

Beam detector guard 293 (h) x 256 (w) x 91 (d) mm

This guard is, for instance compatible with the FIRERAY 5000 System Controller.

For spare parts, please refer to § Spare Parts at the end of this chapter (06. Accessories).

STI 9840

Beam detector guard 168 (h) x 168 (w) x 146 (d) mm

This guard is, for instance compatible with the FIRERAY 5000 motorised detector.

STI 9845

Wire guard for OSID Imager and Emitter (Old partnumber: OSID-WG)



Protective guard for OSID imager and emitter. The guard is plastic coated for durability and use in harsh environments. It protects the emitter and imager against vandalism or accidental damage.

Specifications

- Dimensions: 104 mm x 167 mm x 234 mm

Universal Stopper®, Steel Protective Covers for MCP



These indoor and outdoor low profile or dome polycarbonate covers protect devices such as manual call points, emergency buttons and dual action pull stations etc., without restricting legitimate operation. The versatile cover offers excellent protection against physical damage (both accidental and intentional), dust and grime as well as severe environments inside and out.

When used on fire systems, Universal Stopper is intended for areas where the incidence of false fire alarms from manual call points is high or has proven to be a serious problem. Any disadvantage of the device is more than balanced when one considers the consequences of false fire alarms, especially if fire service personnel and equipment are responding to a false fire alarm when they are needed for a real fire somewhere else. Add to this the disruption to the facility when false alarms occur. If you have, or may have, a problem with false fire alarms or physical/weather damage to your fire alarm activation devices, the Universal Stopper could prove invaluable.

- These indoor and outdoor low profile or dome polycarbonate covers can protect a variety of devices without restricting legitimate operation
- Prevents false alarms, without hindering legitimate operation of a manual call point in the event of an emergency
- Tough polycarbonate housing can withstand severest of knocks
- A simple 4 fixing installation can retrofit over existing device
- Flush or surface mount applications
- Polycarbonate tested -40°C to 49°C



The below items are available on request only. Please check the last price list for Lead time information.

STI 1301NR

Universal Stopper, flush mounted, Red, No label

STI 1302NR

Universal Stopper, flush mounted, with sounder, Red, No label

STI 1311FR/NLD

Universal Stopper, surface mounted (37mm clear spacer), Red, Dutch label

STI 1311NR

Universal Stopper, surface mounted (37mm clear spacer), Red, No label

STI 1312NR

Universal Stopper, surface mounted (37mm clear spacer), with sounder, Red, No label

For spare parts, please refer to § Spare Parts at the end of this chapter (06. Accessories).



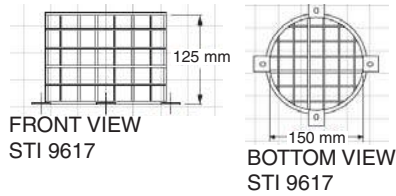
STI/BS

Breakable seals



Pack of 10 pieces.

Steel protective covers for Audio & Visual Devices



The below items are available on request only. Please check the last price list for lead time information.

STI 9617

Protective cover 150 (Ø) x 125 (h) mm

This guard is, for instance compatible with the intelligent audio & visual devices.

Detector Test Equipment

25E smoke detector tester

HSI-25E

Smoke detector tester



Compatible with HSI-1490-1 delivery tube.
150ml - Flammable canister.
AITA Rules for Air Freight: UN 1950 Class 2.1 No subsidiary risk.



Box of 12 cans.
Please note that next to the standard freight charge a special ADR cost will be charged following the transportation safety regulations for flammable or dangerous products.

25E smoke detector tester accessories

HSI-1490-1

18" Fiberglass Delivery Tube for 25E



Compatible with HSI-25E
Length of 45cm

SDT series smoke detector testers

SDT150-12

Smoke detector testers



Handheld unit for functional testing of smoke detectors.
150 ml - Non flammable canister.



Box of 12 cans.

SDT250-12

Smoke detector testers



For use with Solo 330 smoke dispenser.
Not suitable for handheld use.
250ml - Non flammable canister.



Box of 12 cans.

For spare parts, please refer to § Spare Parts at the end of this chapter (06. Accessories).



SOLO A7

Detector duster



For cleaning smoke detectors.
250ml - non flammable canister.



Box of 12 cans.

SDT150-S-12

Smoke Sabre



Smoke detector tester for handheld use.
Telescopic smoke dispenser included per can.
150 ml - UL listed - Flammable canister.



Box of 12 cans.
Please note that next to the standard freight charge a special ADR cost will be charged following the transportation safety regulations for flammable or dangerous products.

SDT series smoke detector tester accessories

SOLO 810-101

Smoke detector test starter pack 2,5 m



Includes:
1 x Solo 101 fibreglass extension pole - 1,13m
1 x Solo 330 aerosol smoke dispenser

SOLO 808-101

Smoke detector test starter pack 4 m



Includes:
1 x Solo 108 fibreglass extension pole - 2,2m
1 x Solo 330 aerosol smoke dispenser

SOLO 809-101

Smoke detector test starter pack 6 m



Includes:
1 x Solo 100 fibreglass telescopic extension pole - 4,5m
1 x Solo 330 aerosol smoke dispenser

For spare parts, please refer to § Spare Parts at the end of this chapter (06. Accessories).

SOLO 811-101

Smoke detector test & removal set 6 m



- Includes:
- 1 x Solo 100 fibreglass telescopic extension pole - 4,5m
 - 1 x Solo 200 universal removal tool
 - 1 x Solo 330 aerosol smoke dispenser
 - 1 x Solo 610 protective carrying/storage bag



Item available on request only. Please check the last price list for lead time information.

SOLO 814-101

Smoke & mains heat detector test set 6 m



- Includes:
- 1 x Solo 100 fibreglass telescopic extension pole - 4,5m
 - 1 x Solo 200 universal removal tool
 - 1 x Solo 330 aerosol smoke dispenser
 - 1 x Solo 424 240V heat detector tester
 - 1 x Solo 610 protective carrying/storage bag



Item available on request only. Please check the last price list for lead time information.

SOLO 822-101

Smoke & cordless heat detector test set 6 m



- Includes:
- 1 x Solo 100 fibreglass telescopic extension pole - 4,5m
 - 1 x Solo 200 universal removal tool
 - 1 x Solo 330 aerosol smoke dispenser
 - 1 x Solo 461 cordless heat detector test set
 - 1 x Solo 610 protective carrying/storage bag

SOLO 610-001

Protective carrying storage bags



Designed to fit all Solo range. Separate pole bag included.

SOLO 101-001

Fiberglass extension pole - 1,13m



Reach of 2,5 m including height of man.

SOLO 108-001

Fiberglass 2 section telescopic pole - 2,2m



Reach of 4 m including height of man.



For spare parts, please refer to § Spare Parts at the end of this chapter (06. Accessories).

SOLO 100-001

Fiberglass 4 section telescopic pole - 4,5m



Reach of 6 m including height of man.

SOLO 713-001

Adapter tool 713



Adapter for connection of ECO1000DRT.
Compatible with Solo poles. Incl. magnet tester.

SOLO 200-001

Universal detector removal tool



Detector removal tool which is compatible with most types of fire detectors.

SOLO 330-001

Aerosol smoke and CO dispenser



Economic and easy for testing smoke & CO detectors.
For use with SOLO 100 poles.

SOLO 424-101

Heat detector tester 220V-240V



Complete with 5m cable.

SOLO 461-101

Cordless heat detector tester set



Includes :

- 1 x Solo 460-001 cordless heat unit
- 2 x Solo 770-001 NIMH battery baton
- 1 x Solo 727-101 220/240v mains and car charger

Testifire units

TESTIFIRE 1001-101

Testifire 1001-101 smoke/heat kit



- Includes:
- 1 x Testifire 1000-001 head unit
 - 1 x TS3-001 smoke capsule
 - 2 x Solo 770-001 NIMH battery baton
 - 1 x Solo 727-101 220/240v mains and car charger

TESTIFIRE 6001-101

Testifire 6001-101 smoke/heat kit 6 m



- Includes:
- 1 x Testifire 1000-001 head unit
 - 1 x TS3-001 smoke capsule
 - 2 x Solo 770-001 NIMH battery baton
 - 1 x Solo 727-101 220/240v mains and car charger
 - 1 x Solo 100-001 fibreglass telescopic access pole 4.5 m
 - 1 x Solo 200-001 universal detector removal tool
 - 1 x Solo 610-001 protective carrying / storage bag

TESTIFIRE 9001-101

Testifire 9001-101 smoke/heat kit 9 m



- Includes:
- 1 x Testifire 1000-001 head unit
 - 1 x TS3-001 smoke capsule
 - 2 x Solo 770-001 NIMH battery baton
 - 1 x Solo 727-101 220/240v mains and car charger
 - 1 x Solo 100-001 fibreglass telescopic access pole 4.5 m
 - 3 x Solo 101-001 fibreglass extension pole 1.13m
 - 1 x Solo 200-001 universal detector removal tool
 - 1 x Solo 610-001 protective carrying / storage bag



TESTIFIRE 2001-101

Testifire 2001-101 smoke/heat/CO kit



- Includes:
- 1 x Testifire 2000-001 head unit
 - 1 x TS3-001 smoke capsule
 - 1 x TC3-001 CO capsule
 - 2 x Solo 770-001 NIMH battery baton
 - 1 x Solo 727-101 220/240v mains and car charger

TESTIFIRE 6201-101

Testifire 6201-101 smoke/heat/CO kit 6 m



- Includes:
- 1 x Testifire 2000-001 head unit
 - 1 x TS3-001 smoke capsule
 - 1 x TC3-001 CO capsule
 - 2 x Solo 770-001 NIMH battery baton
 - 1 x Solo 727-101 220/240v mains and car charger
 - 1 x Solo 100-001 fibreglass telescopic access pole 4.5 m
 - 1 x Solo 200-001 universal detector removal tool
 - 1 x Solo 610-001 protective carrying / storage bag

TESTIFIRE 9201-101

Testifire 9201-101 smoke/heat/CO kit 9 m



- Includes:
- 1 x Testifire 2000-001 head unit
 - 1 x TS3-001 smoke capsule
 - 1 x TC3-001 CO capsule
 - 2 x Solo 770-001 NIMH battery baton
 - 1 x Solo 727-101 220/240v mains and car charger
 - 1 x Solo 100-001 fibreglass telescopic access pole 4.5 m
 - 3 x Solo 101-001 fibreglass extension pole 1.13m
 - 1 x Solo 200-001 universal detector removal tool
 - 1 x Solo 610-001 protective carrying / storage bag

Testifire replacement capsules

TS3-3PACK-001

Replacement smoke capsule



Up to 900 tests per capsule!



Pack of 3 capsules

TS3-001

Replacement smoke capsule



Up to 900 tests per capsule!



Pack of 6 capsules

TC3-3PACK-001

Replacement CO capsule



Up to 900 tests per capsule!



Pack of 3 capsules

Testifire accessories

TESTIFIRE 25

IR controller for Testifire



The remote control for Testifire is required for situations where the IR test beam of Testifire that triggers or stops a test is not broken by a physical presence. Typical situations are the sampling ports of aspirating detection systems or detectors with 'virtual chambers'. The Testifire 25 is then used to initiate the test procedure.



System Sensor test equipment Series

S300 DRT

Detector removal tool for Serie 800 detectors



Compatible with SOLO 100 pole series by SOLO 713-001 adapter.



Item available on request only. Please check the last price list for lead time information.

S300RPTU

Remote programming test unit



Programming of the following features (dist.: 2-3 cm):

- Read and write last maintenance date
- Read chamber contaminating level and the element value
- Set detector status LED to blink or non blink
- Adjust sensitivity level and detector address & to allow an alarm test
- Includes battery

Compatible with 800 Series detectors.

Specifications

- Weight: 220g
- Power: Works on 3 AAA batteries (included)



S300SAT

Satellite test unit



Wireless interface for S300RPTU to set 800 Series detectors up to 4.5m distance. Used with telescopic poles, with adapter piece SOLO 713-001.

Specifications

- Weight: 230g



Requires two 9V batteries (not included)

ECO1000 DRT

Detector removal tool for ECO1000 detectors



Compatible with SOLO 100 pole series by SOLO 713-001 adapter.



Item available on request only. Please check the last price list for lead time information.

ECO1000 RTU

Remote laser test unit



The unit transmits a coded message, preventing spurious alarms being generated by other laser-based devices. With a range of several metres, the handheld test unit provides an effortless way of remotely alarm testing the range of ECO1000 detectors and removes the need for any direct physical access to the detector by the user.

M02-04-00

Test magnet

For all Series Detectors except ECO & 800 series.
Activates internal reed switch to give alarm.



Item available on request only. Please check the last price list for lead time information.

NEW

POL-200 TS Portable Loop Polling Tool



The POL-200 has been designed to help the technician during the commissioning of an intelligent loop. The POL-200 has a 4,3" TFT colour screen with user friendly functions and is powered on batteries.

- The POL-200 may be used for:
- Loop measurements
 - Identification of the devices
 - Loop mapping
 - Verification and maintenance

POL-200 TS

Polling tool



Scorpion® Tester for Aspirating systems & Point detectors



- Improved access benefits
- Time and cost saving benefits
- Up to 8 Scorpion heads (ASD or Point) connected to a single Control panel
- Battery powered

Scorpion® ASD is a unique, functional remote smoke detector test system for Aspirating Smoke Detection (ASD) Systems, and offers an approved, benign and effectively non-contaminating test particulate delivered in a controlled and repeatable manner.

Specifications

- ASD particle lifetime: Suitable for 120sec / 100m pipe runs
- Testing capacity: Up to 240 tests of 15 seconds of smoke per Scorpion

SCORP 8000-001

Scorpion control panel (Incl. mounting box)

SCORP 2001-001

Scorpion ASD head unit kit



SCORP 1001-001

Scorpion point detector head unit kit



Item available on request only. Please check the last price list for lead time information.

SCORP 7000-001

Scorpion portable controller



Includes SCORP 60 battery cable for SOLO 760 and SPARE 1054 control cable to access point.



Item available on request only. Please check the last price list for lead time information.

SCORP 25-001

Scorpion access point



For use with SCORP 7000 portable controller (one required per head unit).



Item available on request only. Please check the last price list for lead time information.

Scorpion® Tester accessories

SCORP 50-001

Scorpion battery pack, NiMH rechargeable nominal 7.2V/2.2Ah



Item available on request only. Please check the last price list for lead time information.

SCORP 60-001

Scorpion battery cable, for connecting SOLO 760 battery batton to Scorpion Control Panel



Item available on request only. Please check the last price list for lead time information.

SOLO 727-101

Solo fast battery charger, 240V mains and car outlet



Item available on request only. Please check the last price list for lead time information.




Test Equipment for Sagittarius wireless system



Item available on request only. Please check the last price list for Lead time information.

SGSK100

Test kit for Sagittarius wireless system



For SAGITTARIUS series wireless detectors.
Compatible with SOLO 100 pole series using SOLO 713-001 adapter.
Complies to EN 54-25.

The SGSK100 is composed of the following elements:

1. A carrying case.
2. A pair of carrying case's keys.
3. A test device.
4. A test device's adaptor base.
5. A battery for the test device: CR123A (3 V & 1.2 Ah).
6. A holding pole for the test device.
7. A radio interface module.
8. A power supply transformer unit for the radio interface.
9. A wireless keypad.
10. An ER9V battery for the wireless keypad (9 V & 1.2 Ah).
11. A programming lead for wireless keypad and radio interface connection.
12. A CD containing the wireless system configuration program (Wirelex) for the PC.

SG-DRT

Detector head removal tools

40/40 Flame detector testers



Item available on request only. Please check the last price list for lead time information.

FS-1100

Tester for IR3 flame detectors



The FS-1100 FLAME SIMULATOR is the essential complimentary tool to the self-testing capabilities of your Sharpeye™ IR3 Flame Detectors. It brings fire prevention safety to a higher level by giving you the ability to fully test the operational readiness of your entire fire detection system.

The robust and reliable FS-1100 Flame Simulator allows remote testing of flame detectors, which are often located in difficult to access and/or classified hazardous areas (Zone 1, Zone 21).

Can be used to test 40/40I, 20/20MPI, 20/20MI-1 and older 20/20I, SI and XI.

FS-1200

Fire simulator for UV and UV/IR flame detectors

Can be used to test 40/40U(B), 40/40L(4)(B) and older 20/20U(B), 20/20L(B), 20/20ML.

FS-1300

Fire simulator for single IR flame detectors

Can be used to test 40/40R and older 20/20R.

FS-1400

Fire simulator for multi-IR flame detectors

Can be used to test 40/40M.

Honeywell Flame detector testers



Item available on request only. Please check the last price list for lead time information.

TL-2055

IR test lamp for testing FSX detectors, explosion proof version (including universal charger)



For spare parts, please refer to § Spare Parts at the end of this chapter (06. Accessories).



TL-1055

IR test lamp for testing FSX detectors, non-explosion proof version
(including universal charger)



FSL-TL

FSL100 test lamp including universal charger and carrying case non EX



FSL-TLX

FSL100 test lamp including universal charger and carrying case, intrinsically safe (Pending)

Tester for RIV flame detectors

PTL611

Portable test lamp for RIV IR flame detector



The PTL-611 portable test lamp is a plastic explosion-proof shock-proof and anti-static torch lamp with high intensity light which is modulated at a frequency of 23Hz so as to be used for external testing of RIV-601/F IR flame detectors, as an alternative to the internal test feature built-in inside these detectors.

The working distance is over 10 meters, normally adequate for most common applications.

The portable test lamp is powered by 2 non rechargeable alkaline batteries size D (LR20) with an autonomy of more than 20 hours.

The lamp is turned on by a slide switch on the side.

The light beam aperture is about 3 degrees.

Specifications

- | | |
|-------------------------------------|--|
| • Krypton bulb lamp: | 2.4V – 0.5A |
| • Light beam aperture: | About 3 degrees |
| • Modulation: | By 50% pulses (50% on, 50% off) with 23Hz frequency |
| • Operating distance from detector: | Over 10 meters |
| • Type of batteries: | 2 non rechargeable alkaline batteries size D (LR20), autonomy of more than 20 hours, included. |
| • IP rating: | IP67 |
| • Explosion-proof: | Ex II 2GD T80°C EEx eib IIC T4 (ATEX zone 1 and zone 2 gas, zone 21 and zone 22 dust) |
| • Operating temperature: | -20°C +55°C |
| • Dimensions: | 200 mm x 85 mm x 60 mm |
| • Weight: | 600 grams with batteries and case (net without batteries 240 grams). |

Gas Detector Test Equipment



The below items are available on request only. Please check the last price list for lead time information.

Z-CAL-COM**Gas detector calibration kit - combustible detectors**

The test kit includes the following items:

- 1 x Z-02000-A1645 calibration gas flow housing Signalpoint & Sensepoint
- 1 x Z-REG-0.30 pre-set flow regulator
- 1 x Z-SPPPTUB tygon tube
- 1 x Z-GasCH4-22-AIR-34 2,2%VOL methane in cylindre
- 1 x Z-2302D0765 Case for storing the above products

Z-CAL-CO**Gas detector calibration kit - CO gas detectors**

The test kit includes the following items:

- 1 x Z-02000-A1645 calibration gas flow housing Signalpoint & Sensepoint
- 1 x Z-REG-0.30 pre-set flow regulator
- 1 x Z-SPPPTUB tygon tube
- 1 x Z-GasCO-250-AIR-34 250ppm carbon monoxide in cylinder
- 1 x Z-2302D0765 case for storing the above products

Z-02000-A1645**Calibration gas flow housing for Signalpoint & Sensepoint****Z-REG-0.30****Pre-set 0,3l/m flow regulator****Z-SPPPTUB****1m tygon tubing (suitable for all gases)****Z-2302D0765****Case for up to 2x2 alu. gas cylinders, regulator, tubing****Z-GasCH4-22-AIR-34****2,2%Vol. Methane in air (EU=50% LEL, US=44% LEL)****Z-GasCO-250-AIR-34****250 ppm Carbon monoxide in air****Z-GasNH3-25-AIR-34****25 ppm Ammonia in air****Z-GASNH3-300-AIR-34****300 ppm Ammonia in air****Z-GASCO-100-AIR-34****100 ppm Carbon monoxide in air****Z-GASH2S-10-AIR-34****10 ppm H2S in air**

Single gas cylinder (34 L) - Approximately 30 Calibrations.



Please note that next to the standard freight charge a special ADR cost will be charged following the transportation safety regulations for flammable or dangerous products.

This means a fix amount per shipment will be invoiced whenever a flammable smoke detector tester class 2.1 UN1950 will be shipped. Till 20 box, this amount will be 10 euro per shipment. For more than 20 boxes, 35 euro will be invoiced.

Calibration & Installation Tools



All SENSITRON gas detectors are factory calibrated prior to despatch. In order to fulfil the EN60079–17:2003, detectors have to undergo periodical operational testing, each three to six months according to the plant’s risk assessment. Test results are to be recorded into a suitable book to be shown to the Authority in case of inspection.

In environments where polluting elements might alter the original sensor performances, periodical testing should be carried out at shorter time intervals. All tests should be carried out by employing a specific gas mixture, according to the manufacturer’s advice.

The calibration carrying case has place for 2 sample gas bottles and comprises one flow indicator, hose and adaptors. On request, this calibration gas kit can be equipped with portable gas detectors available for different gases and ranges.



The below items are available on request only. Please check the last price list for lead time information.

VTX+XA

Calibration gas case



Calibration gas case including one flow indicator, hose and adaptor. (Calibration gas cylinders not included).

SI.B/XXX

Disposable gas cylinders; 50% LEL

Disposable gas cylinders filled with either flammable or toxic non reactive gas mixtures.

Dangerous goods: ADR/RID UN 2037, Class 2, Packing instructions 203.



At the order please specify the gas type.

SG.B/XXX

Disposable gas cylinders, 50% LEL

Disposable gas cylinders filled with reactive gas mixtures.

Dangerous goods: ADR/RID UN 1956, Class 2.



At the order please specify the gas type.

PC.VALVOLA

Flow-meter valve

Flow-meter valve to be mounted on the gas cylinder to set the gas flow.

ZMCAP/123

Adapter

Adapter for all of Sensitron gas detectors.

Made anodized alloy, it allows the right quantity of gas inlet to flow to the detector. It comes complete with adapters to fit on the detectors' heads.



Spare parts

Part number	Description	Spare part for:
960110	Keeper plate - 55m diam. for 400N	Door holders
960114	Keeper plate - 65m diam. for 850N	Door holders
MOD45R	Replacement cord for MOD400R	MOD400R
SOLO 460-001	Cordless heat detector head unit only	Test Equipment
SOLO 770-001	Nimh battery baton	Test Equipment
SPARE 1002	Pair of transparent grips for Solo 200	Test Equipment
SPARE 1005	Silicone membrane for Solo300	Test Equipment
SPARE 1049	Membrane ring for testifire	Test Equipment
SPARE 1028	Aerosol retaining cup	Test Equipment

S40/40L4	104	SONDAS
S40/40L4B	105	DE LA SERIE TMP2
S40/40LB	103	SR1T
S40/40M	103	SR1T
S40/40R	103	STG/8REL
S40/40U	106	STG/IN8-N
S40/40UB	106	STG/OUT16-N
S777161	105	STG/SER++
S777163	49	STGMTSS1-CONF
S777166	49	STMTS/S1
SD-851E	40	STMTS/S1-B
SD-851TE	95	STS/CKD
SDBR	95	STS/CSW
SENSOR-BOX	95	STS/DI
	95	STS/OC


Index

Download from, mepbali.com



Index

Notes



Index

Reference	Page	Reference	Page	Reference	Page
Symbols		020-643	33	9400X	123
762245	161	020-644-009	21	A	
762246	161	020-647	32	A08666	114
762247	161	020-650-002	65	A08668	114
762289	160	020-701	65	A08670	114
762290	160	020-708-009	21	A08670N	114
960115	222	020-713	70	A08671	114
960119	221	020-717	65	A08671N	114
960120	220	020-741	28, 113	A08671N-W	115
960121	221	020-742	16, 29, 113	A08672	114
960122	221	020-745-008	106	A08672N-W	115
960124	222	020-747	70	A5055 SS	114
960126	222	020-772	70	A5555 SS	114
960127	222	020-797	65	ABS 001/25	133
960128	222	020-800	65	ABS 001/25-WH	135
91.021.322	30	020-801	65	ABS 002/25	133
002-439	59	020-807	65	ABS 002/25-WH	135
002-450-002	28	020-808	65	ABS 003/25	133
002-451-002	28	020-817	106	ABS 003/25-WH	135
002-452-002	28, 113	020-820	65	ABS 004	133
002-466-002	25	020-823	106	ABS 004-WH	135
002-467	33	020-836	65	ABS 005/25	134
002-629	64	020-849	106	ABS 005/25-WH	135
020-038-009	24	020-850	106	ABS 005-1	134
020-039-009	24	020-851	106	ABS 005-1-WH	135
020-040-009	25	020-852	106	ABS 006/25	134
020-469-009	65	020-865	106	ABS 006/25-WH	135
020-472-009	22	020-868	65	ABS 007/25	134
020-473-009	22	020-874	65	ABS 007/25-WH	136
020-474-009	23	020-884	65	ABS 008/25	133
020-475-009	23	020-892-002	65	ABS 008/25-WH	134
020-476-009	23	02-FL53	187	ABS 010	136
020-478	27	02-FL56	187	ABS 011	136
020-479	28, 112	02-WT-01	140	ABS 019C/25	136
020-480-009	21	20/20-005	185	ABS 019C/25EC	137
020-481-009	21	20/20-787	185	ABS 019C/25EC-WH	138
020-485-009	22	20/20-794079-3	185	ABS 019C/25-WH	138
020-491-009	65	20/20MI-1-1-F	184	ABS 019F/25	136
020-508-009	23	20/20MI-3-1-F	184	ABS 019F/25EC	137
020-509-009	24	20/20-MPI-R	185	ABS 019F/25EC-WH	138
020-538-002/xx	19	20-LA00015-03	187	ABS 019F/25-WH	138
020-541-009	19	2x1,5-LH-500	223	ABS 020/25	137
020-543	65	2x1,5-LHR-500	223	ABS 020/25EC	137
020-548	19	2x2,5-LH-500	223	ABS 020/25EC-WH	138
020-549	20	2x2,5-LHR-500	223	ABS 021/25	139
020-553	28	334-042	65	ABS 021/25-WH	139
020-559-001	20	40/40-001	185	ABS 022/25	139
020-559-002	20	40/40-777163	186	ABS 022/25-WH	139
020-568-2K	65	40/40-777166	186	ABS 030/25	133
020-568-3K	65	40/40-777650	186	ABS CAP-RED	139
020-569	65	40/40-777820	186	ABS CAP-WHITE	139
020-569-3K	65	40/40-777910	186	ACT-OPUS	146
020-570	65	40/40-789260-1	186	ACT-SVM24V-5A-BASIC	145
020-571	65	40/40-789260-2	186	ACT-SVM24V-5A-CS	145
020-573	29, 113	40/40-794079-5	186	ACT-SVM24V-5A-F-CS	145
020-574	29, 113	40/40-A0000231	186	ACT-SVM24V-5A-FS	145
020-579	65	40/40-ADD-85	185	ACT-SVM24V-8A-BASIC	145
020-588	20	40/40-ADD-ST	185	ACT-SVM24V-8A-CS	145
020-590	26	40/40-I	178	ACT-SVM24V-8A-F-CS	145
020-591	26	40/40-L	177	ACT-SVM24V-8A-FS	145
020-592	26	40/40-L4	178	ACT-VR-1	146
020-593	26	40/40-L4B	178	ACT-WSK	146
020-594	27	40/40-LB	178	AD2W	224
020-595	27	40/40-M	178	AES 24V 3A C24 SB G	214
020-596	27	40/40-R	178	AES 24V 3A C38 SB G	215
020-597	27	40/40-U	177	AES 24V 4A C38 SB G	215
020-598	27	40/40-UB	177	AES 24V 6A C38 SB G	215
020-599-009	24	510-FIN	138	AES 24V 8A C85 SB G	215
020-600-009	25	510-KIT	137		
020-612	21	520-MTS-80R	138		
020-621	25	6500R	83		
020-621-009	22	6500RS	84		
020-638-002	65	7100X	127		
		8100E-BNL	124		



Index

Reference	Page	Reference	Page	Reference	Page
B		D		FL-IF-6	
B401	76	D2E	81	F-LT-EB	187
B401DG	76	DA5-24VDC	174	F-PC	187
B401DGR	76	DASA6-N	181	FR-0206.09	86
B401R	76	DKMR/EG/OD	65	FR-0206.10	86
B501AP	40, 63	DKMR/SCH/ALU	65	FR-0209	91
B501AP-BK	41	DNRE	45	FR-0608	91
B501AP-IV	40, 63	DST-1	45, 81	FR-0893	91
B501RF	151	DST-1.5	45, 81	FR-1000-007	92
B524HTR	40	DST-10	45, 81	FR-23901.01	91
B524HTR-WH	40	DST-3	45, 81	FR-3000-015	88
B524IEFT-1	40	DST-5	45, 81	FR-3000-101	87
BA1AP	42	E		FR-3000-201	92
BAG RF HWKIT	152	ECO1000 DRT	239	FR-3000-202	92
BATV-23	187	ECO1000 RTU	239	FR-3000-204	93
BB-2	59	ECO1000B	72	FR-5000-002	89
BB-24	213	ECO1000BR	73	FR-5000-004	89
BB-6	60	ECO1000BREL12L	73	FR-5000-005	90
BDD	63	ECO1000BREL12NL	73	FR-5000-006	90
BEAM-HK	48, 85	ECO1000BREL24L	73	FR-5000-007	90
BEAM-HKR	49, 85	ECO1000DB	73	FR-5000-008	90
BEAM-LRK	48, 84	ECO1000DBR	73	FR-5000-014	91
BEAM-MMK	48, 84	ECO1002	72	FR-5000-039	89
BEAM-SMK	48, 84	ECO1003	71	FR-5000-101	88
BF362-1	213	ECO1004T	72	FR-5000-102	89
BF362-5	214	ECO1005	71	FR-5000-102	89
BK200-X	52	ECO1005T	72	FR-5000-201	92
BPW	63	ECP-25566A	119	FR-5000-201	92
BRR	63	ECP-25566A-W	119	FR-5000-204	93
C		ECP-804900	111	FR-5000-205	94
CH-6	60	ECP-804902	111	FR-5100-204	93
CMX-10RME	57	EPROM-NF2K	65	FS-1100	243
CR-123	187	EPROM-NF3K	65	FS-1200	243
CR-2032	187	EPS10-1	118	FS-1300	243
CR-4148	187	EPS40-1	118	FS-1400	243
CSR	105	ESPA4.4.4-TEST_PROG	65	FS20X-211-23-6	180
CSR485-100	223	ESS-704901	119	FS24X-911-23-6	179
CSR485-500	223	ESS-704902	119	FSD 2003	224
CSW	105	ESS-704910	119	FSL100-3IR	182
CUP HWKIT	152	ESS-704911	119	FSL100-SM21	182
CWR	105	ESS-704912	119	FSL100-UV	181
CWSO-RR-S1	103	ESS-704917	111	FSL100-UVIR	182
CWSO-RR-W1	103	ESS-769910	119	FSL-751E	39
CWSO-WW-S1	103	F		FSL-751E-W	39
CWSO-WW-W1	103	F-A3384-000	187	FSL-TL	244
CWSS-RR-S3	105	F-AF-2.0	187	FSL-TLX	244
CWSS-RR-S5	104	F-AF-2.5	187	FSX-A001	180
CWSS-RR-W3	105	F-AF-3.0	187	G	
CWSS-RR-W5	105	F-AF-3.6	187	GDA-CH12	165
CWSS-RW-S5	104	F-AF-4.0	187	GDA-CH12-NA	165
CWSS-RW-W5	105	F-AF-4.6	187	GDA-M/B-KF4A	165
CWSS-WR-S3	105	F-AF-5.0	187	H	
CWSS-WR-S5	104	F-AF-5.6	187	HD6295	166
CWSS-WR-W3	105	F-AF-6.0	187	HD6296	166
CWSS-WR-W5	105	F-A-LC-A	187	HD6297	166
CWSS-WW-S5	104	FASCIA-NF2000	65	HD6298	166
CWSS-WW-W5	105	FASCIA-NF50-4	65	HLS-OPTO-RS232	30, 65
CWST-RR-S5	104	FBF2100	224	HLSPS25	213
CWST-RR-W5	104	FBF-CH	225	HLSPS50	213
CWST-RW-S5	104	FBF-CH/CAB	225	HSI-1490-1	231
CWST-RW-W5	104	FBF-MULTI/INT	225	HSI-25E	231
CWST-WR-S5	104	F-BS	187	I	
CWST-WR-W5	104	FD-851HTE	75	IBOX-NBF-NID3000	31
CWST-WW-S5	104	FD-851RE	75	IBOX-NBF-NID3000-16C	31
CWST-WW-W5	104	FD-851TE	75	IBOX-NBF-NID3000-2C	31
CWW	105	FL0111E	126	IBOX-NBF-NID3000-32C	31
CZ-6	58	FL0112E	126	IBOX-NBF-NID3000-5C	31
		FL0122E	126	IBOX-NBF-NID3000-64C	31
				IBS-LIDDW	43

Index

Reference	Page	Reference	Page	Reference	Page
IBS-LIDW	41, 77	MA05/D/2	226	NP12-6	218
IDX-751 EA-WH	172	MA10/D/2	226	NP17-12	219
IMX-1E	173	MA15/D/2/SI	226	NP2.3-12	218
INDICATOR	43, 78	MCP1A-R470FF-01	96	NP24-12	219
INDICATOR CEILING LED	43, 79	MCP1A-R470FF-01IS	169	NP38-12	219
INDICATOR FLOOR LED	44, 79	MCP2A-R470FF-01	96	NP65-12	219
IRK-BOOST	80	MCP3A-R000FF-01	96	NP7-12	218
IRK-E-SI	44, 79	MCP3A-R000FF-01IS	170	NRX-DKMR	151
IRK-W-1224	44	MCP3A-x000FF-11	97	NRXI-GATE	148
IRK-W-624	80	MCP4A-R000FF-01	97	NRX-IRK	152
IRX-751CTEM-IV	38	MCP4A-x000FF-11	97	NRX-OPT	149
IRX-751CTEM-WH	38	MCX-55ME	57	NRX-REP	148
ISO524-1	57	MMX-102E/KAC	59	NRX-SMT3	150
IS-OPC-NID3000-16C	31	MMX-10ME	57	NRX-TDIFF	149
IS-OPC-NID3000-1C	31	MOD45R	248	NRX-TFIX58	150
IS-OPC-NID3000-2C	31	MS1/R	167	NRX-USB	147
IS-OPC-NID3000-32C	31	MS1/R/IS	174	NRX-WCP	151
IS-OPC-NID3000-5C	31	MS2/R/R	168		
ISOX-8	20	MS5/R/R	168	O	
ITAC	110	MSD/B	187	OSE-HPW	94
ITS-BOX	29	MTL5525	175	OSE-RBA	106
		MTL5561	171	OSE-RBL	106
K		MUS 156	65, 106	OSE-SP-01	94
				OSE-SPW	94
K20SGS-01	99	N		OSI-10	94
K20SRS-01	99	NAS-2 FIL	187	OSI-90	94
K20SWS-01	99	NAS-2 FIL-INT	187	OSID-INST	95
K20SYS-01	99	NF3000/128 SMC-V2-21U	112	OSI-EHE	95
K21SBS-01	99	NF3000/64 SMC-V2-12U	112	OSI-EHI	95
K21SGS-01	99	NF3000-CAB-B1/xx	18	OSP-001	95
K21SRS-01	99	NF3000-CAB-C2/xx	18	OSP-002	95
K21SWS-01	99	NF3000-CAB-D2/xx	18	OSY2	118
K21SYS-01	100	NF3002/CAB-B1/xx	13		
K30SRS-01	100	NF3K-OPTO-ESPA	30	P	
K30SYS-01	100	NF50/CAB-A1/xx	12	PC.VALVOLA	247
K-LB-1.30G	173	NF50/CAB-B1/xx	12	PIBV2	118
		NF50/CAB-C2/xx	12	PIP-025	140
L		NFS2	69	PIP-033	140
		NFS4	69	POL-200 TS	239
LED-SMC-64Z-V2	119	NFS8	69	POLE HWKIT	152
LHD-CT	162	NFXI-ASD11	125	PRL-BNL	14
LHD-DP	162	NFXI-ASD12	125	PRL-BNL-1	14
LHD-EC14.2	161	NFXI-ASD22	125	PRL-BOX	15
LHD-EC2.3	161	NFXI-BEAM	47	PRL-COM	14
LHD-EC3.8	161	NFXI-BEAM-T	47	PRL-FM	15
LHD-EC8.18	161	NFXI-BSF-WC	63	PRL-IDR6A	15
LHD-ILJK	162	NFXI-BS-IV	62	PRL-MIMIC	16
LHD-NS	162	NFXI-BS-W	62	PRL-P2P	14
LHD-PC	162	NFXI-DKMB	52	PRL-RM19	15
LHD-TC	162	NFXI-DKMR	52	PS188	105
LHD-VC	162	NFXI-OPT	34	PS189	105
		NFXI-OPT-BK	38	PS200	52, 99
M		NFXI-SMT2	36	PS230	65, 106
		NFXI-SMT2-BK	38	PS241	65
M02-04-00	239	NFXI-SMT3	36	PSU-3A	19
M200-DIN	56	NFXI-TDIFF	35	PSU-7A	19
M200-PMB	56	NFXI-TDIFF-BK	38	PTL611	245
M200-SMB	56, 172	NFXI-TFIX58	35		
M200-SMB KO	56	NFXI-TFIX78	35	R	
M700KACI-FF	50	NFXI-WF-AA	62	RA100Z	46, 82
M700KACI-FF-Y	50	NFXI-WF-WC	62	RACK-SUPRA	110
M700WCP-R-I-SF	51	NFXI-WSF-WC	62	RB012AHB	216
M700WCP-Y-I-SF	51	NFXI-WS-R	61	RB022AHB	216
M700X	55	NFXI-WS-W	61	RB040AHB	216
M701	54	NFX-MM1M	58	RB070AHB	216
M701-240	54	NFX-OPT-IV	37	RB120AHB	217
M701-240 KO	55	NFX-SMT2-IV	37	RB180AHB	217
M701-240-DIN	55	NFX-SMT3-IV	37	RB260AHB	217
M710	53	NFX-TDIFF-IV	37	RB450AHB	217
M710-CZR	56, 172	NFX-TFIX58-IV	37	RB650AHB	217
M720	53	NFX-TFIX78-IV	37		
M721	54	NP12-12	218		
M8A-G000SF	97				



Index


Reference	Page	Reference	Page	Reference	Page
RF-FTX	65, 187	SAHEP-DS24VDC750	143	SOLO 108-001	233
RIV-601P/F	183	SAHEP-DS24VDC950	143	SOLO 200-001	234
RIV-601P/FA	183	SAHEP-DUO24VDC550	144	SOLO 330-001	234
RMK400AP	41	SAHEP-DUO24VDC750	144	SOLO 424-101	234
RMK400AP-IV	43	SAHEP-DUODR550	144	SOLO 460-001	248
RP1r-CLL	119	SAHEP-DUODR750	144	SOLO 461-101	234
RP1r-FA	119	SAHEP-EFS-SENSOR	142	SOLO 610-001	233
RP1r-PCB	119	SAHEP-KEY	187	SOLO 713-001	234
RP1R-Supra	109	SAHEP-PCB	187	SOLO 727-101	241
RP1R-SUPRA-KEY	119	SAHEP-PLEXI/NOTIFIER	187	SOLO 770-001	248
RP1R-SUPRA-PCB	119	SAHEP-PRIOR	142	SOLO 808-101	232
RTS151	46, 82	SAHEP-PROFIL U	143	SOLO 809-101	232
RTS151KEY	46, 82	SAHEP-RD	143	SOLO 810-101	232
		SAHEP-TT130	144	SOLO 811-101	233
S		SAHEP-TT160	144	SOLO 814-101	233
S1450CO	201	SAHEP-WD	143	SOLO 822-101	233
S1451ND	201	SAHEP-WRD1	142	SOLO A7	232
S1455GP	201	SC070	65, 106	SOLOADAPT HWKIT	152
S1455ME	201	SC071	65, 106	SOR-876	183
S1455VB	201	SC076	105	SPARE 1002	248
S2096BU	206	SC081	226	SPARE 1005	248
S2096GP	206	SC083	226	SPARE 1028	248
S2096ME	206	SC-6	58	SPARE 1049	248
S2096PR	206	SCORP 1001-001	240	SPARE LOCK 901	65
S2096VB	206	SCORP 2001-001	240	SPR-PRL-BASE-1	66
S2097BU	203	SCORP 25-001	240	SPR-PRL-BASE-2	65
S2097GP	203	SCORP 50-001	241	SPR-PRL-CPU	66
S2097ME	203	SCORP 60-001	241	SPR-PRL-DOOR	66
S2097PR	203	SCORP 7000-001	240	SPR-PRL-PSU	66
S2097VB	203	SCORP 8000-001	240	SROT	102
S2130CO	207	SD-851E	74	SR1T	51
S2131CO	204	SD-851TE	74	ST.G/8REL	199
S2133AM	204	SDT150-12	231	ST.G/BOX	199
S2135AM	204	SDT150-S-12	232	ST.G/IN8-S	199
S2137HS	204	SDT250-12	231	ST.G/OUT16-S	199
S2145NO	204	SFT2000	42, 78	ST.G/SER++	199
S2156BU	205	SG.B/XXX	247	ST.MTS/S1	199
S2156GP	205	SG/CI	159	ST.MTS/S1-128B	199
S2156ME	205	SG/SC	155	ST.MTS/S1-256B	199
S2156PR	205	SG100	155	ST.MTS/S1-64B	199
S2156VB	205	SG200	155	ST.PL4/ESP	201
S2157BU	202	SG350	155	ST.S/CKD	207
S2157GP	202	SGCP100	156	ST.S/IDI	207
S2157ME	202	SGCWE100	154	ST.S3REL	207
S2157PR	202	SG-CWS100-AV-KIT	158	STGD/AD2	208
S2157VB	202	SG-CWS100-KIT	157	STGD/AD3	208
S2162CO	206	SG-DRT	242	STI 13010NR	229
S2401CO2	202	SGFI200-S	159	STI 13020NR	229
S2601BU	205	SG-IDP-RM1	153	STI 13110FR/NLD	229
S2601PR	205	SG-LBS100	159	STI 13110NR	229
S2602BU	203	SG-M210	187	STI 13120NR	229
S2602PR	203	SGMC200	156	STI 9601	227
S2623ME	207	SGMCB200	157	STI 9602	227
S2624ME	204	SGMI200	156	STI 9604	227
S2625ME	205	SG-PU	154	STI 9605	227
S2626ME	203	SGRBS100	158	STI 9606	227
S2640O2	207	SGRBS100-AV	159	STI 9609	227
S2641O2	204	SGSK100	242	STI 9610	227
S2642O2	206	SGWCP100	156	STI 9617	230
S2653BU	207	SGWE	154	STI 9624	228
S2653PR	207	SH-001	180	STI 9625	228
S2654BU	204	SI.B/XXX	247	STI 9706	228
S2654PR	204	SL517	208	STI 9707	228
S300 DRT	238	SL523	208	STI 9840	229
S300RPTU	238	SL647	208	STI 9841	228
S300SAT	238	SM4	180	STI 9845	229
S300ZDU	77	SMB500	173	STI/BS	230
SAHEP-4N	142	SMB6-V0	59	STPL4+	201
SAHEP-4N-EFS	142	SMBW-V0	59	Sx0T	102
SAHEP-APRICOLOR	144	SMK400EAP	41	SY1T	51
SAHEP-DS24VDC350	143	SMK400EAP-IV	43, 77		
SAHEP-DS24VDC550	143	SOA-875	183		
		SOLO 100-001	234		
		SOLO 101-001	233		

Index

Reference	Page	Reference	Page	Reference	Page
T					
TC3-3PACK-001	237	WB-1AP-IV	43, 78	Z-2306B3010	209
TCF-142-M-ST	33	WB9301	101	Z-2306B3020	209
TCF-142-S-ST	33	WB9302	101	Z-2306B3030	209
TESTIFIRE 1001-101	235	WB9309	101	ZB24518	225
TESTIFIRE 2001-101	236	WB9403-11	101	ZB24544	225
TESTIFIRE 25	237	WCK-VIEW	39	ZB24578	225
TESTIFIRE 6001-101	235	WCP1A-G470SF-11	98	Z-CAL-CO	246
TESTIFIRE 6201-101	236	WCP1A-R470SF-01	98	Z-CAL-COM	246
TESTIFIRE 9001-101	235	WCP1A-R470SF-01IS	170	Z-GasCH4-22-AIR-34	246
TESTIFIRE 9201-101	236	WCP1A-Y470SF-01IS	171	Z-GASCO-100-AIR-34	246
TFT-SUPRA	119	WCP1A-Y470SF-11	98	Z-GasCO-250-AIR-34	246
TL-1055	244	WCP3A-R000SF-01	98	Z-GASH2S-10-AIR-34	246
TL-2055	243	WCP3A-R000SF-01IS	171	Z-GasNH3-25-AIR-34	246
TMP_Configurator	165	WCP3A-x000SF-11	98	Z-GASNH3-300-AIR-34	246
TMP2-D-A257R1A	163	WCP3A-Y000SF-01IS	171	ZM/TEST/2	208
TMP2-D-A257S1A	163	WDD	63	ZM/TEST/3	208
TMP2-D-C90R1A	163	WFD20EN	116	ZMCAP/123	247
TMP2-D-C90S1A	163	WFD25EN	116	Z-REG-0.30	246
TMP2-D-D110R1A	163	WFD30EN	116	Z-S3KCAL	197
TMP2-D-D110S1A	163	WFD40EN	117	Z-SPPPMTS	209
TMP2-P-A257R1A	164	WFD60EN	117	Z-SPPPTUB	246
TMP2-P-A257S1A	164	WFD80EN	117	Z-SPSTAXA1	194
TMP2-P-C90R1A	164	WFDT	118	Z-SPSTAXA1SS	209
TMP2-P-C90S1A	164	WG9301	101	Z-SPSTAXA2	194
TMP2-P-D110R1A	164	WG9402	101	Z-SPSTAXA2SS	209
TMP2-P-D110S1A	164	WM2348	47, 83	Z-SPSTAXC2	194
TMP2-ST14	164	WPW	63	Z-SPSTAXC2SS	209
TMP2-TO-A257R1A	164	WR9201	100	Z-SPSTAXF1	194
TMP2-TO-A257S1A	164	WR9203	100	Z-SPSTAXF1SS	209
TMP2-TO-C90R1A	164	WR9304	101	Z-SPSTAXO1	194
TMP2-TO-C90S1A	164	WRR	63	Z-SPSTAXO1SS	209
TMP2-TO-D110R1A	164	WW9301	101	Z-SPXCD MTBR	197
TMP2-TO-D110S1A	164	WY9202	100	Z-SPXCDALMB1	196
TS3-001	237	WY9403-11	101	Z-SPXCDALMCX	196
TS3-3PACK-001	237			Z-SPXCDALMFX	196
TSZ 0400	224			Z-SPXCDALMG1	196
U					
UGP100-45K	209			Z-SPXCDALMHX	196
UGP100-85K	209			Z-SPXCDALMO1	196
V					
V6/R/24V	176			Z-SPXCDALMRX	196
VLC-500RO	129			Z-SPXCDASMB1	196
VLF-250	128			Z-SPXCDASMCX	196
VLF-500	128			Z-SPXCDASMFEX	195
VLP-002	130			Z-SPXCDASMG1	196
VLP-012	130			Z-SPXCDASMHX	196
VLP-400	130			Z-SPXCDASMO1	195
VLS-204	131			Z-SPXCDASMRX	195
VLS-214	132			Z-SPXCDCC	197
VLS-304	132			Z-SPXCDDMK	197
VLS-314	132			Z-SPXCDSDP	197
VLS-600	131			Z-TP1IDC	209
VLS-700	131			Z-TP1MADM	209
VMB/267V40	199			Z-TP1MAIM	209
VSN-232	110			Z-TP1MVDM	209
VSN-4REL	110			Z-TP1MVIM	209
VSN-LL	119			Z-TP1WMB	209
VSP-005	187			Z-TP4CMDM	209
VSP-850-G	187			Z-TP4CMIM	209
VSP-850-R	187			Z-TP4IDC	209
VSP-855-20	187			Z-TP4INT	209
VSP-855-4	187			Z-TP4MADM	209
VTX+XA	247			Z-TP4MAIM	209
				Z-TP4MVDM	209
				Z-TP4MVIM	209
				Z-TP4WMB	209
				Z-ZDINPSUX1	191
W					
WB-1AP	41				
		Z-00780-A-0100	197		
		Z-00780-A-0160	195		
		Z-02000-A-1635	195		
		Z-02000-A-1640	195		
		Z-02000-A-1642	195		
		Z-02000-A1645	246		
		Z-2106B1100	192		
		Z-2106B1130	209		
		Z-2106B1300	193		
		Z-2106B1301	193		
		Z-2106B1302	193		
		Z-2106B1305	192		
		Z-2106B1306	192		
		Z-2106B1307	192		
		Z-2106B1310	193		
		Z-2106B1311	193		
		Z-2106B1313	193		
		Z-2106B1314	193		
		Z-2106B1316	193		
		Z-2106B1545	209		
		Z-2106B1548	209		
		Z-2106B1549	209		
		Z-2106B1596	209		
		Z-2302D0765	246		
		Z-2306B1000	191		
		Z-2306B2000	191		



Notes



Honeywell Life Safety Benelux

Honeywell Life Safety - Belgium

Liege Airport Business Park
Building 50
4460 Grâce-Hollogne
T: (+32) 4 2470300
@: info@notifier.be
W: www.notifier.be

Honeywell Life Safety - The Netherlands

Burgemeester Burgerslaan 40
5245 NH Rosmalen
T: (+31) 736273273
@: info@notifier.nl
W: www.notifier.nl



Subject to changes.
CAT_NOT2017 Rev. 3.0 | 03/17
©2016 Honeywell International Inc.