


BOSS[®]

#1 COMPREHENSIVE ELECTRICAL RANGE

PIPING SYSTEM

PVC SERIES CONDUIT & FITTINGS

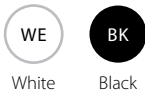


PIPING SYSTEM




All BΩSS Rigid PVC Conduit and Fittings are manufactured in strict accordance with the British Standard BSEN 61386 - 21:2004/ IEC 61386-21:2002 Fire Retardant and High Impact Polyvinyl Chloride is used to manufacture the conduit and Fittings.

Standard colours



Scan QR Code



DESCRIPTION	WE	BK	ORDER NO.
JUNCTION BOXES 20 mm <i>with lids & screw</i>			
1 way	○	●	B240/ 20/ 1
2 way	○	●	B240/ 20/ 2
2 way angle	○	●	B240/ 20/ 2A
3 way	○	●	B240/ 20/ 3
4 way	○	●	B240/ 20/ 4
JUNCTION BOXES 25 mm <i>with lids & screw</i>			
1 way	○	●	B240/ 25/ 1
2 way	○	●	B240/ 25/ 2
2 way angle	○	●	B240/ 25/ 2A
3 way	○	●	B240/ 25/ 3
4 way	○	●	B240/ 25/ 4



ORDER NO.	WE	BK	DESCRIPTION
CONDUIT			
B9016	○	●	16 mm
B9020	○	●	20 mm
B9025	○	●	25 mm
B9032	○	●	32 mm



ORDER NO.	WE	BK	DESCRIPTION
CORRUGATED CONDUIT			
B9016 CM	○	●	16 mm
B9020 CM	○	●	20 mm
B9025 CM	○	●	25 mm
B9032 CM	○	●	32 mm

ORDER NO.	WE	BK	DESCRIPTION
JOINING COUPLING			
B242/ 16	○	●	16 mm
B242/ 20	○	●	20 mm
B242/ 25	○	●	25 mm
B242/ 32	○	●	32 mm



ORDER NO.	WE	BK	DESCRIPTION
INSPECTION ELBOW			
B244/ 16	○	●	16 mm
B244/ 20	○	●	20 mm
B244/ 25	○	●	25 mm
B244/ 32	○	●	32 mm



ORDER NO.	WE	BK	DESCRIPTION
INSPECTION TEES			
B246/ 20	○	●	20mm



ORDER NO.	WE	BK	DESCRIPTION
90° BENDS			
B247/ 16	○	●	16 mm
B247/ 20	○	●	20 mm
B247/ 25	○	●	25 mm
B247/ 32	○	●	32 mm



ORDER NO.	WE	BK	DESCRIPTION
SADDLE			
B261/ 20	○	●	20 mm
B261/ 25	○	●	25 mm
B261/ 32	○	●	32 mm

ORDER NO.	WE	BK	DESCRIPTION
SPACER			
B261 S	○	●	All size



ORDER NO.	WE	BK	DESCRIPTION
CONDUIT CLIP			
B280/ 16	○	●	16 mm
B280/ 20	○	●	20 mm
B280/ 25	○	●	25 mm
B280/ 32	○	●	32 mm



ORDER NO.	WE	BK	DESCRIPTION
SCREWED COUPLING			
B258/ 16	○	●	16 mm
B258/ 20	○	●	20 mm
B258/ 25	○	●	25 mm
B258/ 32	○	●	32 mm



ORDER NO.	WE	BK	DESCRIPTION
MALE BUSHES			
B281/ 16	○	●	16 mm
B281/ 20	○	●	20 mm
B281/ 25	○	●	25 mm
B281/ 32	○	●	32 mm



ORDER NO.	WE	BK	DESCRIPTION
GLANDS			
B279 C20	○	●	20 mm



DESCRIPTION	ORDER NO.	RD	OR	YW	GR	BL
LIDS JUNCTION BOXES						
B240L		●	●	●	●	●
JUNCTION BOXES 20 mm <i>with lids & screw</i>						
1 way	B240/ 20/ 1	—	—	—	—	—
2 way	B240/ 20/ 2	●	●	●	●	●
2 way angle	B240/ 20/ 2A	—	—	—	—	—
3 way	B240/ 20/ 3	●	●	●	●	●
4 way	B240/ 20/ 4	—	—	—	—	—

ORDER NO.	RD	OR	YW	GR	BL
CONDUIT 20 mm					
B9020	●	●	●	●	●
CORRUGATED CONDUIT 20 mm					
B9020 CM	●	●	●	●	●
JOINING COUPLING 20 mm					
B242/ 20	●	●	●	●	●
SADDLE 20 mm					
B261/ 20	●	●	●	●	●

* Minimum Quantity may apply. Custom colour are available upon request.
 ** The colours shown above are simulated colour. The actual colour may differ, please contact our marketing for a colour sample and availability.

BOSS®

#1 COMPREHENSIVE ELECTRICAL RANGE

PIPING SYSTEM

PVC SERIES CONDUIT & FITTINGS



Download from, mepbali.net

AGN
AUSTRALINDO
GRAHA NUSA

www.boss.co.id